



# General Catalogue | 2007



Biometric & Access Control



Door Entry Systems









DDA Door Entry Panels



Audio & Video Intercoms

Once selected. Twice the support.

	<b>The 3000 Intercoms &amp; Videointercoms</b>	
	- 3000 Series Intercoms	page 3
	- Smart Line Intercoms	page 6
	- 3000 Series Videointercoms	page 7
	- 5000 Series Hand Free Colour Intercom	page 9
	<b>The 4000 series</b>	
	- The 4000 series Modular System	page 10
	- Speaker Unit Modules	page 11
	- 4838 Speaker Units	page 12
	- Speaker Unit Front Panel Modules with Built-in Camera	page 13
	- Camera Modules	page 13
	- Button Expansion Modules	page 14
	- Blank, Information, Voice / Display & Induction Loop Modules	page 14
	- Access Control Modules	page 15
	- Front Support	page 16
	- Surface Mounting Units	page 17
	<b>The 800 series</b>	
	- The 800 series Modular System	page 18
	- Speaker Unit Modules	page 19
	- Blank, Information & Button Expansion Modules	page 20
	- Camera Modules	page 21
	- Access Control Modules	page 21
	- Front Supports, Covering Frames, Rainshields, Surface Mounting Units	page 22
	- Functional Door Panels & Control Units	page 25
	<b>Digital Systems</b>	
	- Digital Systems	page 27
	- VX2300 True Two Wire Mono / Colour Video System	page 28
	- VX2200 Digital Two Wire Audio & Six Wire Video	page 30
	- VX2000 Digital System	page 34
	- DDA - Disability Friendly Kits	page 36
	- Telephone System	page 38
	<b>Access Control Systems</b>	
	- Access Control Systems	page 39
	- Digital Stand-Alone Code-Locks	page 40
	- Serial Codelock Units	page 43
	- Proximity Key Readers	page 44
	- Stand Alone Proximity Readers & Bio Access Units	page 50
	<b>Audio-Video Door Entry System Accessories</b>	
	- Audio-Video Door Entry System Accessories	page 52-57

# The 3000 Series of Intercoms & Videointercoms

**The 3000 series of intercoms and videointercoms are the result of research into new materials and designs.**

Main features are a 3 level volume control of the electronic call tone and detachable cord between the telephone handset and the base unit.

The 3000 series of intercoms and videointercoms are compatible with the 900 series (which will remain in production) and can be installed on the same system; the main difference between the 3000 and 900 series is that the 3000 series "call" is electronic as opposed to an AC buzzer on the 900 series.

**The 3000 series intercoms and videointercoms are available with additional features which include:**

- Privacy of call.
- Privacy of speech.
- Door open signalling.



"Privacy of call" allows the user to enable or disable incoming calls. "Privacy of call" can be timed (automatic) or untimed (manual) and can include LED indication.

- Timed privacy will automatically switch off after the programmed time elapses.
- Untimed privacy must be switched "on" and "off" manually by the user.

"Privacy of speech" disables the telephone from the system until called. This feature has two advantages:

- Only the user called can communicate with the visitor.
- The lock release can only be operated by the user who has been called.

On the Sentry range, VX2000, VX2200 and VX2300 systems, privacy of speech is standard on all intercoms and videointercoms.

"Door opening signalling" will give the user visual (green) LED indication of whether the door is open or closed:

- LED ON door open.
- LED OFF door closed.

To use the door open feature, an additional wire is required from a door contact to the intercom.

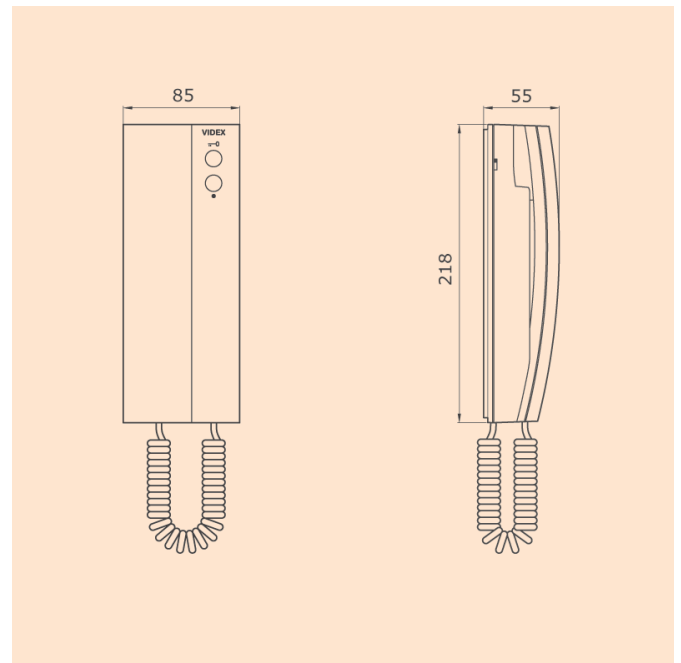



# 3000 Series Intercoms

**THE 3000 SERIES INTERCOMS ARE MANUFACTURED IN WHITE ABS SHOCKPROOF PLASTIC.**

All intercoms in this series have a "door open" button and "service" button (exceptions to this are the Smart line intercoms which can have either a single "door open" button or both "door open" and "service" button).

For compatibility with older systems, Videx have manufactured several models with AC Buzzer (12Vac) in addition to the standard electronic call tone.





ART.	INTERCOMS FOR STANDARD 4+1 SYSTEMS
3101	Intercom with electronic call tone (3 level volume) and 12Vac buzzer, "door open" and "service" push buttons.
3102	As Art.3101 plus privacy ON-OFF switch (Mute call).
3111	Intercom with electronic call tone (3 level volume), "door open" and "service" push buttons.
3112	As Art.3111 plus privacy ON-OFF switch.
3113	As Art.3112 plus "privacy on" LED.
3117	Intercom with electronic call tone (3 level volume), door open button and 4 service buttons connected to common terminal. It also has a local call tone input for use in intercommunicating systems.

ART.	WITH PRIVACY OF SPEECH
3121	Intercom with electronic call tone (3 level volume), "door open" and "service" push buttons, incorporating privacy of speech and lock opening.
3123	As Art.3121 plus privacy ON-OFF switch (mute call) & "privacy on" LED.
3125	Intercom with electronic call tone (3 level volume), "door open" push button, electronic privacy ON-OFF switch, "privacy on" LED and "door open" LED.
3126	As Art. 3125 but with timed "privacy".

ART.	INTERCOM FOR TWO WIRE KIT (ESK)
3151	Intercom with electronic call tone (3 level volume), "door open" and "service" push buttons.

ART.	INTERCOMS FOR VX2200 DIGITAL SYSTEM
3161	Low cost intelligent intercom with electronic call tone (3 level volume), "door open" and "service" push buttons. It has a reduced number of features than the 3171 (see VX2200 section).
3162	As Art.3161 plus "privacy ON-OFF" switch.
3171	Intelligent Intercom with electronic call tone (3 level volume), "door open" and "service" push buttons.
3172	As Art.3171 plus "privacy ON-OFF" switch.
3176	Intelligent Intercom with electronic call tone (3 level volume), "door open" push button, "timed privacy ON-OFF" push button, "door open" LED and "privacy on" LED.

ART.	INTERCOMS FOR VX2300 DIGITAL SYSTEM
3181	Intelligent intercom with electronic call tone (3 level volume), "door open" LED, "timed privacy" + LED, "service" and "door open" push buttons.



# Smart Line Intercoms



ART.	SMART LINE
3001	Intercom with buzzer call, electronic call tone (3 level volume) plus "door open" push button.
3011	As Art.3001 but with only electronic call tone (3 level volume).
3021	As Art.3001 but with only buzzer call.
3002	Intercom with buzzer call, electronic call tone (3 level volume) plus "door open" and "service" push buttons.
3012	As Art.3002 but with only electronic call tone.
3022	As Art.3002 but with only buzzer call.

**NOTE: Wall mount only**

# 3000 Series Videointercoms

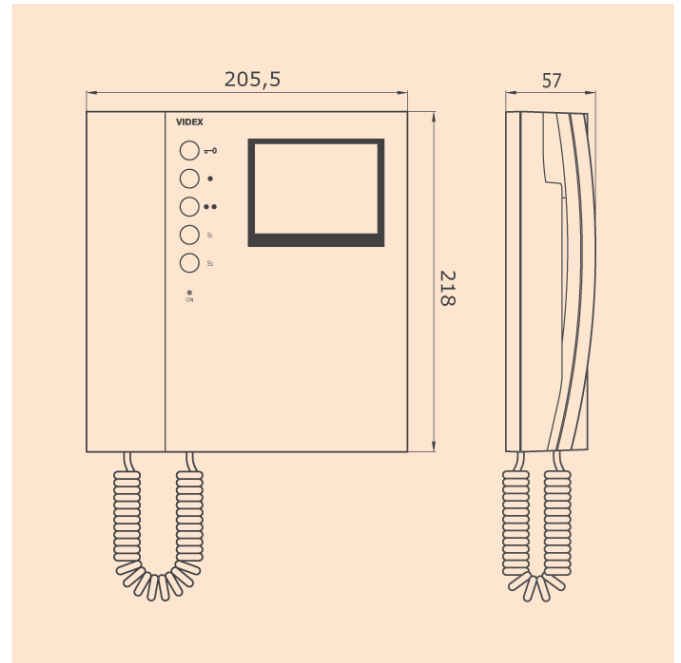
**3000 SERIES VIDEOINTERCOMS ARE MANUFACTURED FROM WHITE ABS SHOCKPROOF PLASTIC**

## All videophones incorporate 5 push buttons:

- "Door Open" - ;
- "Camera Recall" - (or "service" push button depending on videointercom model);
- "service" push button - ;
- "service" push button - S1;
- "service" push button - S2; (or "privacy on-off" push button depending on videointercom model - ).

Some models allow the service buttons to be configured as "camera recall" push buttons (allowing the user to have more than one "camera recall" push button on systems with more than one video outdoor station) or as standard "service" push buttons connected to a common terminal.

All monochrome videointercoms have a 4" flat screen monitor with CRT, colour videointercoms employ high efficiency 3.5" TFT LCD monitors.



## To order the different version of videointercoms use the following prefixes:

- Art.33xx for monochrome (B&W)
- Art.34xx for colour
- Art.35xx for monochrome (B&W) with memory

ART.	VIDEOINTERCOMS FOR COAX AND NON-COAX VIDEO TRADITIONAL SYSTEMS
3312	Videophone with 4" flat screen B&W monitor, with "door open" and "camera recall" push buttons plus 3 service buttons and an "ON" LED. Controls: 3 levels of call tone volume (both main and local), contrast and brightness. Service push buttons , S1, S2 may be configured as "camera recall" push buttons.
3412	As Art.3312 with 3.5" Colour TFT LCD monitor
3512	As Art.3312 with memory board.

ART.	ADDITIONAL VIDEOINTERCOMS FOR VIDEO KITS NON COAX (VK6 AND SMVK)
3351	Videophone using 4" flat screen B&W monitor, with "door open" and "camera recall" push buttons plus 3 service buttons and an "ON" LED. Controls: 3 levels of call tone volume (both main and local), contrast and brightness.
3451	As Art.3351 with 3.5" Colour TFT LCD monitor
3551	As Art.3351 with memory board.



**ART. ADDITIONAL VIDEOINTERCOMS FOR VIDEO KITS (VK4K)**

- 3356 Videophone with 4" B&W flat screen monitor, "door open" and "camera recall" push buttons, "Privacy on" button, 2 "service" push buttons, "door open" and "privacy on" LEDs and electronic call tone with adjustable volume on 3 levels.

---

- 3456 As Art.3356 with 3.5" Colour TFT LCD monitor

**ART. VIDEOINTERCOMS FOR VX2300 DIGITAL SYSTEM**

- 3381 Videophone with 4" flat screen B&W monitor with local "door bell" input, intercommunication facility between devices, "timed privacy", with red LED indication. A green door open LED (requires two additional wires). 5 push buttons "lock", "camera recall", "timed privacy" on/off, and service trigger buttons. Electronic call tone with adjustable volume on 3 levels.

---

- 3481 As Art.3381 with 3.5" Colour TFT LCD monitor.

**ART. VIDEOINTERCOMS FOR VX2200 DIGITAL SYSTEM WITH COAX AND NON COAX VIDEO**

- 3371 Videophone, for coax and non coax video systems, using a 4" flat screen B&W monitor, with "door open" and "camera recall" push buttons plus 3 service buttons and an "ON" LED. Controls: 3 levels of call tone volume (both main and local), contrast and brightness.

---

- 3471 As Art.3371 with 3.5" colour TFT LCD monitor.
- 3376 As Art.3371 with 2 service push buttons plus electronic "ON-OFF" timed privacy push button, "Door Open" and "Privacy On" leds

---

- 3476 As Art.3376 with 3.5" Colour TFT LCD monitor.

**ART. MOUNTING PLATE AND PCB CONNECTIONS**

- 3980 One for each 3000 series videophone.

**Videointercoms with memory board (B&W monitor only)**

Videx is always looking to enhance the security level of its systems. For this reason Videx have added optional video memory functions to its already extensive range of videophones.

Videointercoms with memory board facility can store up to 32 video frames with relevant date and time stamp. The storage can be triggered automatically or manually: when in automatic mode (activated by pressing the relevant push button and indicated by an LED) the videophone stores a still frame on each external call (this enables the user, whilst away from home, to have a record of the visitors who have called all with a date and time stamp.). For manual storage the videophone stores a still frame by pressing the relevant push button. In addition to the normal 5 push buttons, these videophones include a further 6 small push buttons for controlling the memory board. They enable: viewing of stored images; deleting stored images or to alter memory board date and time. When the 32 memory locations are full the next frame will over write the first frame and so on. (First-In-First-Out). To order videointercoms with the memory board facility, simply use the prefix Art.35xx.



# 5000 Series Hands Free Colour Videointercom

**THE MOST RECENT ADDITION TO THE VIDEX RANGE OF VIDEOINTERCOMS, DESIGNED USING COMPUTER MODELLING SOFTWARE.**

Manufactured in impact resistant ABS plastic the 5000 series is available for standard coax and balanced video (non coax) systems. The 5000 series is supplied standard as a surface mounted unit and employs a high quality industry standard 3.5" TFT colour LCD display. An optional telephone handset is available when used in the surface mounted version where high back ground noise is experienced. A flush mounting kit is also available with a covering frame.



## ART.5418 ECLIPSE 5000 SERIES

### STANDARD FEATURES OF THE ECLIPSE HANDS FREE COLOUR VIDEOINTERCOM

Art.5418 Operates on standard Coax or non-coax, using the Art.890 video control unit or Art.2006V (VX2000) control unit. The videointercom can be used with 800 series, 4000 series and vandal resistant range of video door panels.

#### Push buttons

- Door open (programmable time) + LED
- Privacy on/off (switched or timed) + LED
- Call answer / Camera recall + LED (momentary operation gives duplex hands free speech Press and hold for 3 seconds for simplex speech)
- Service button 1
- Service button 2
- Latch relay button
- Call tone volume up & down
- Speech volume up & down
- Picture brightness up & down
- Picture contrast up & down

Programmable number of rings, door open relay time, privacy duration time from 15 minutes to 8 hours or manually switched.

- Art.5418 ECLIPSE surface mount hands free colour videophone
- Art.5980 ECLIPSE Mounting plate and PCB connector (for surface unit only)
- Art.5981 Flush mounting kit.
- Art.5982 Telephone handset upgrade kit (for surface unit only)

The Eclipse monitor is also available for use with the VX2200 range of functional or digital modular and vandal resistant door panels.



# The 4000 series is the latest range of modular door panels

**The 4000 series has been designed using the latest 3D modelling software.**

The design is characterised by a number of new features: the modules with front plate and push buttons are manufactured in mirror finish stainless steel, the frame (which is also the module support) is manufactured from one piece of die-cast aluminium alloy which gives substantial strength to the outdoor station, modules are attached to the module support frame using a simple but strong clip system, the fixing system of the front panel to the back box (flush or surface) uses torx pin machine screws.



**The modular system consists of 3 main items:**

- The modules.
- The front supports (for flush mounting).
- The surface mounting units (for surface mounting).

The module support frame (flush or surface) is hinged to the back box. This allows for ease of cable installation and connection as both hands are free.

The standard finish for module support frames and surface back boxes is embossed metallized "gunmetal grey" while the module front plates are mirror finish stainless steel.

The module support frames are also available in two other finishes: gold chromium-plating and silver chromium-plating. The module front plates are also offered in anodized aluminium.



# Speaker Unit Modules

## MODULES AVAILABLE, MATERIALS AND FINISHES

The 4000 modules are available in the following versions:


- Audio speaker unit;
- Audio/video speaker unit;
- Button expansion modules with single or double row buttons;
- Codelocks;
- Proximity reader modules;
- Voice / Display module
- Bio access modules
- Induction loop module

Module front plates are available in two different finishes:

- Mirror finish stainless steel;
- Anodized aluminium.

To order modules with anodized aluminium front plate add "/A" to the product code.

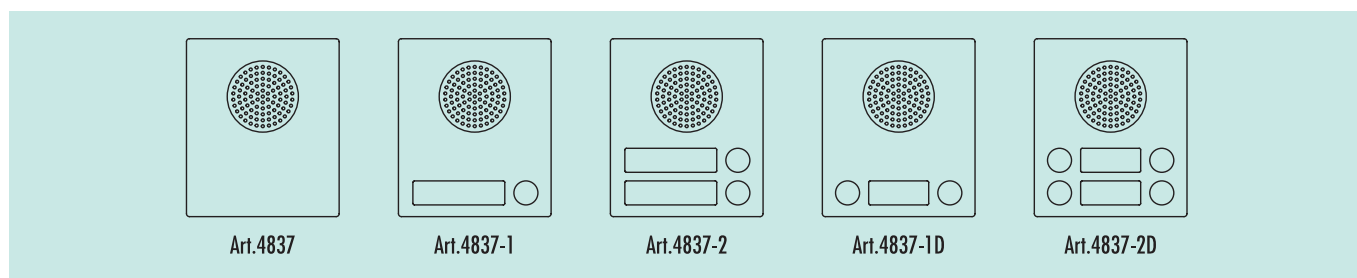
\* The product code is relevant to the module shown in the photo.



## SPEAKER UNIT FRONT PANEL MODULES

The audio speaker unit module is the basic part to build an outdoor station for an audio door entry system. Modules are available with 0, 1, 2 and 4 buttons. These modules are normally combined together with additional push button modules or can be used individually for systems where the number of users is equal to the number of buttons.

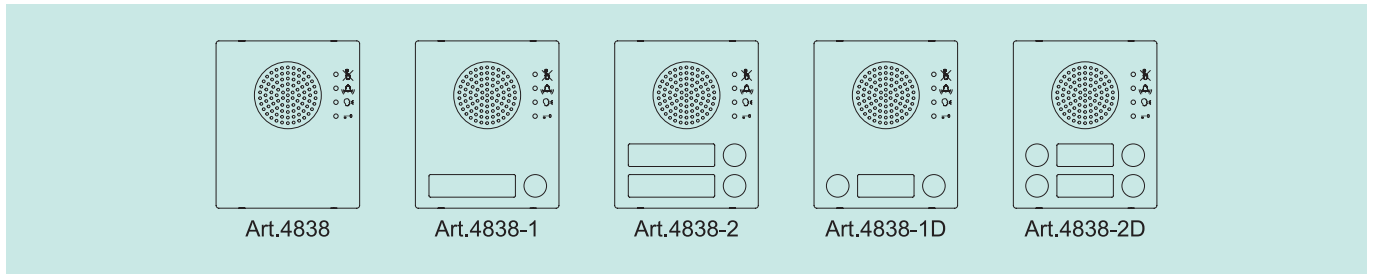
4837 speaker units are fully compatible with 800 series speaker unit Art.837M



ART.	FOR "3+1" AUDIO DOOR ENTRY SYSTEMS AND VIDEO DOOR ENTRY SYSTEMS
4837	0 Call push button
4837-1	1 Call push button
4837-2	2 Call push buttons

ART.	FOR "3+1" AUDIO DOOR ENTRY SYSTEMS AND VIDEO DOOR ENTRY SYSTEMS
4837-1D	2 Call push buttons
4837-2D	4 Call push buttons

# The 4838 Speaker Units are a new introduction to the 4000 Series and incorporate Micro-processor technology







The 4838 Speaker Unit is the building block for the following types of system.

- Audio door entry systems with multiple entrances without the need of the audio two entrance exchange (Art.502).
- Video door entry systems without the need of the control unit (Art.890) and on multiple entrances, without the need of the video two entrance exchange (Art.892).
- With an additional wire, allows for the inclusion of a local door bell (only on systems without privacy of speech) having a different call tone from the external call.

The Art.4838 (in each version) has a dip-switch that allows for the adjustment of the following settings:

- To set one of 4 different call tones.
- To set the number of rings.
- To set the conversation time.
- To set the door opening time.

In addition to conventional acoustic signals, the 4838 speaker unit gives visual indication relevant to the system operation by the 4 LEDs on the front panel.

- The first LED (red) marked by the symbol , if switched ON, indicates that it is not possible to make a call because a call or a conversation is in progress (from the outdoor station from which you are calling or from another outdoor station on system with multiple entrances).
- The second LED (red) marked by the symbol , if switched ON, indicates that a call is in progress. The LED will be switched OFF when the call is answered.
- The third LED (yellow) marked by the symbol , if switched ON, indicates that it is possible to speak. The LED will be switched OFF at the end of conversation (or at the end of the conversation time).
- The fourth LED (green) marked by the symbol , if switched ON, means that the door lock has been operated. It will be switched OFF at the end of the "door opening" time.

As a result of the above features, the 4838 speaker units provide a cost effective solution with more features and, at the same time simplifying the installation.

ART.	FOR "4+1" AUDIO DOOR ENTRY SYSTEMS AND VIDEO DOOR ENTRY SYSTEMS
4838	0 Call push button
4838-1	1 Call push button
4838-2	2 Call push buttons

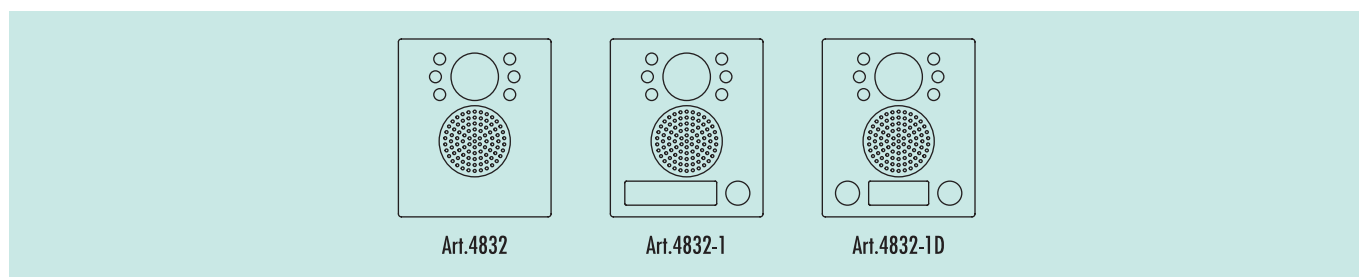
ART.	FOR "4+1" AUDIO DOOR ENTRY SYSTEMS AND VIDEO DOOR ENTRY SYSTEMS
4838-1D	2 Call push buttons
4838-2D	4 Call push buttons

# Speaker Unit Front Panel Modules with Built-in Camera

**THESE MODULES ARE A NEW INTRODUCTION TO THE 4000 SERIES.**

Both the audio amplifier and the video camera are combined within one module. Modules are available with 0, 1 and 2 buttons. These modules can then be combined with additional button modules to construct larger systems.

The built-in camera has horizontal & vertical adjustment (10 degrees) and is a B&W CCD camera complete with auto iris lens and infrared LEDs for illumination. To order module with colour camera version, add "colour" to the article code.

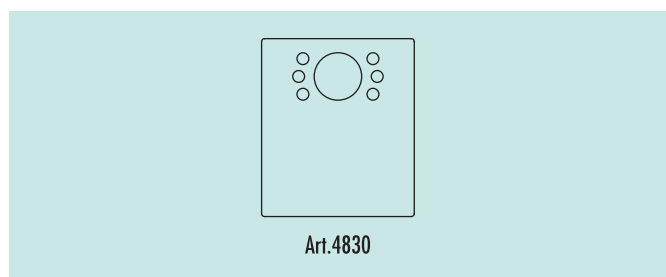


ART.	FOR COAX VIDEO SYSTEMS
4832	0 Call push button
4832-1	1 Call push button
4832-1D	2 Call push buttons

## Camera Modules

The Art.4830 can be used with coax video systems and systems with balanced video signals (Non-Coax). They can be used together with a speaker unit module (4837 or 4838) to make a video door entry system or individually as an additional camera.

The built-in camera has horizontal & vertical adjustment (10 degrees) and is a B&W CCD camera complete with auto iris lens and infrared LEDs for illumination. To order module with colour camera version, add "colour" to the article code.

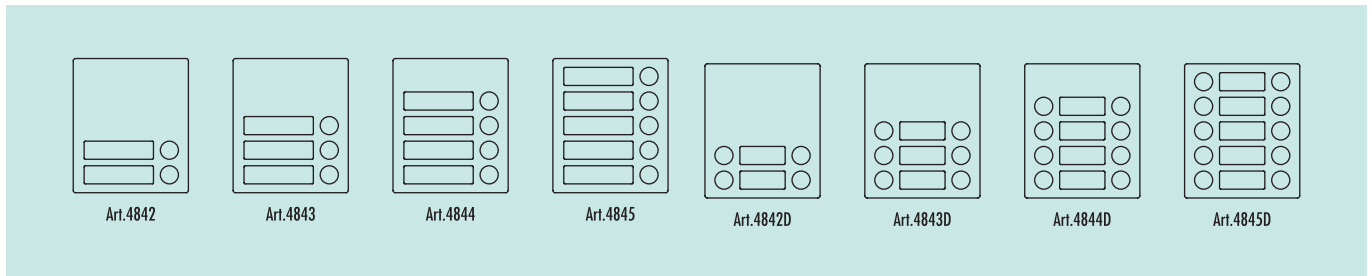


ART.	CAMERA MODULES FOR COAX & NON-COAX VIDEO SYSTEMS
4830	Camera module

# Button Expansion Modules (Single & Double Row)

**BUTTON EXPANSION MODULES (WITH SINGLE OR DOUBLE ROW BUTTONS) ARE USED TOGETHER WITH AUDIO OR AUDIO/VIDEO MODULES TO ACHIEVE THE REQUIRED NUMBER OF CALL BUTTONS FOR A SYSTEM.**

Each module has a terminal connection that has 2 terminals for each button: the buttons, depending on jumper settings, can have a common terminal or each button can have its own common. (When used with the VX4203 on digital systems)



ART.	BUTTON EXPANSION MODULE (SINGLE ROW)
4842	2 call push buttons
4843	3 call push buttons
4844	4 call push buttons
4845	5 call push buttons

ART.	BUTTON EXPANSION MODULE (DOUBLE ROW)
4842D	4 call push buttons.
4843D	6 call push buttons
4844D	8 call push buttons
4845D	10 call push buttons

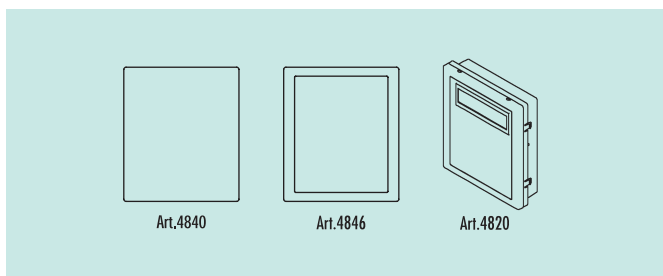
# Blank, Information, Voice / Display & Induction Loop Modules

Blank modules are normally used to take the space of one module for future expansion. Information modules have a (85x110mm) window, protected by a polycarbonate shield that can be customized to show the street number or any other useful information.

The voice and display module will announce to the visitor the calls progress and display the information on the units LCD display. The user has the facility to programme specific

messages into the unit, which is an ideal compliment to any system requiring additional facilities for those less able (DDA).

Induction loop modules are designed to assist those people who use a hearing aid with a "T" position to hear a tenant or receptionist more clearly at the door panel. The unit can be connected to any of the Videx product range and is suitable for DDA applications.

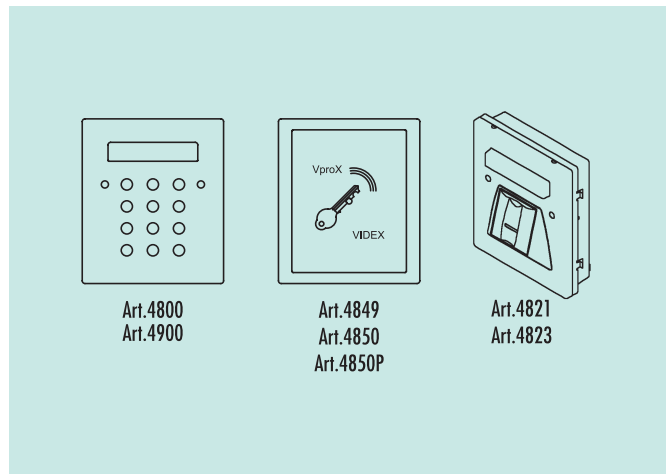


ART.	DESCRIPTION
4840	Blank module
4846	Information module
4846/IND	Induction Loop module
4820	Voice / Display module



# Access Control Modules

VIDEX produce access control systems that can work stand-alone or can be incorporated with audio or video door entry systems. For more details about access control systems see the relevant section of this catalogue.



**ART. CODE LOCK MODULES**

4800	Codelock module, 3 codes / 3 Relays
4900	Codelock module, 100 codes / 3 Relays

**ART. PROXIMITY KEY READER MODULES**

4849	Proximity key reader module.
4850	Stand alone 100 card/tag module
4850P	Stand alone 1000 card/tag module with PC programming software

**ART. BIO ACCESS MODULES**

4821	Stand alone 950 Finger print module
4823	Stand alone 3000 Finger print module





# Front Support

The front support is available in 1, 2 and 3 module versions and includes:

- The flush back box.
- The module support frame is provided with a waterproof gasket and security screws for fixing to the flush back box.
- Spacers to connect the back boxes together when the outdoor station requires more than 3 modules.



## FRONT SUPPORT AND SURFACE MOUNTING UNIT, MATERIALS AND FINISHES

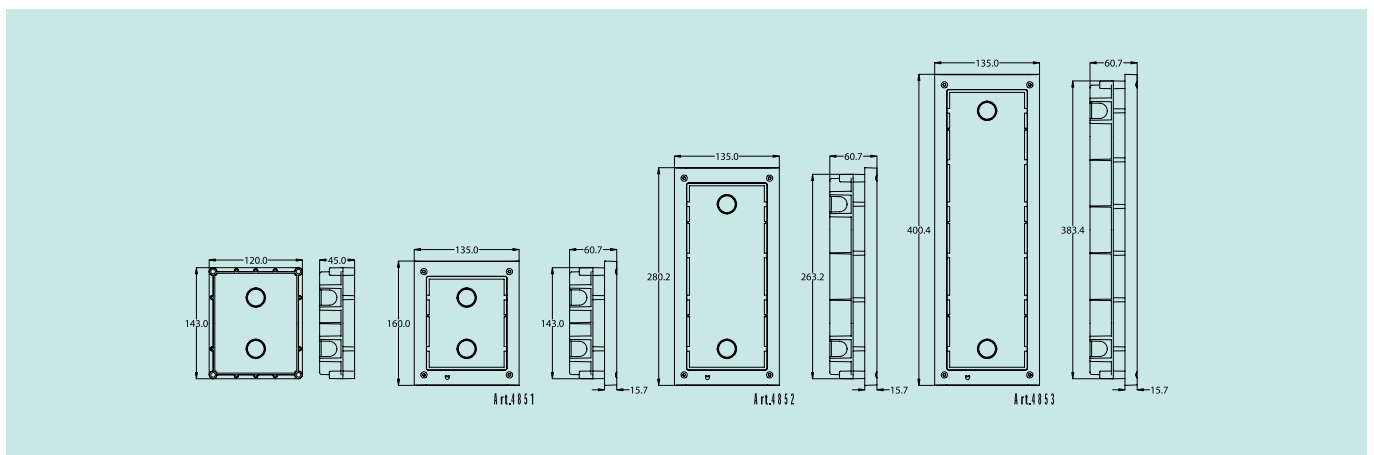
Front supports and surface mounting units are available with the support frame in 3 different finishes:

- Embossed metallized gun-metal grey (standard finish);
- Silver chromium plating;
- Gold chromium plating.

ART.	MODULES	FRONT SUPP.SIZE W X H X D (MM)	BACK BOX SIZE W X H X D (MM)
4851	1	135 x 160 x 60.7	120 x 143 x 45
4852	2	135 x 280.2 x 60.7	120 x 263.2 x 45
4853	3	135 x 400.4 x 60.7	120 x 383.4 x 45

When ordering other than standard finish, add to the product code "/C" to order the silver chromium plating finish or "/G" to order gold chromium plating finish.

\* The product code is relevant to the front support or surface mounting unit shown in the photo.

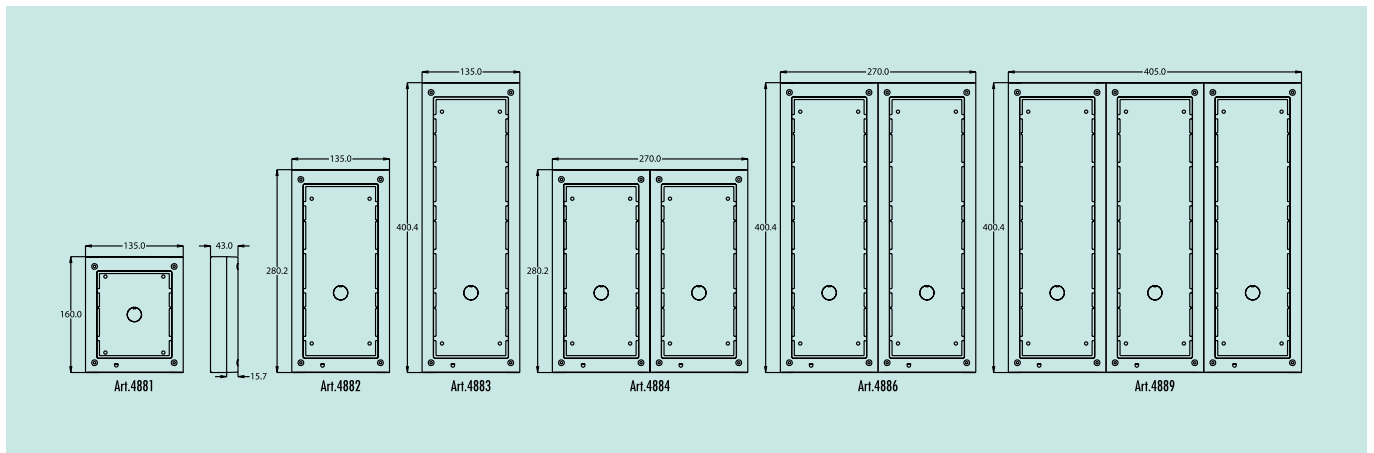


# Surface Mounting Units

The surface mounting units are available in 1, 2, 3, 4, 6 and 9 module versions and include:

- The surface box to fix to the wall with the screws provided.
- The module support frames are provided with waterproof gaskets and security screws.

The only available finish for the back box is embossed metallized gun-metal grey.



ART.	MODULES	SIZE W X H X D (MM)
4881	1	135 x 160 x 38
4882	2	135 x 280.2 x 38
4883	3	135 x 400.4 x 38
4884	4	270 x 280.2 x 38
4886	6	270 x 400.4 x 38
4889	9	405 x 400.4 x 38



# The 800 series Modular System

**Videx manufacture a range of modular push button panels that enable, in an easy and cost effective way, to customize outdoor stations depending on installation requirements.**

As with most modular systems, the modules are assembled into supporting frames (that can be flush or surface mounted) that can house from 1 to 9 modules. The range of modules available is continuously being expanded and now includes modules for access control and advanced digital door entry systems.

The front supports, covering frames, rainshields, surface mounting units and modules are now available in a range of finishes.



The pictures shown are for the standard finished modules in stainless steel and ali. front supports, covering frames, rainshields, surface mounting units are not available in stainless steel.

# Speaker Unit Modules



## MODULES AVAILABLE MATERIALS AND FINISHES

### Modules standard finish Stainless Steel

- A : Ali
- BZ : Bronze
- W : White
- B : Brown

MODULE standard dimensions 120 x 97 x 29 mm.

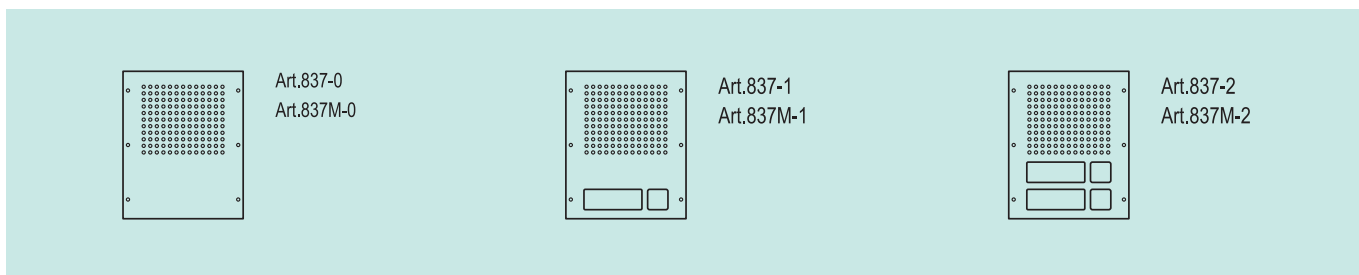
When ordering modules other than Stainless Steel put after code /A for Ali, /BZ for Bronze, /W for White, /B for Brown,

### ART. "SPEAKER UNIT" FRONT PANEL MODULES FOR 4+1 INTERCOM SYSTEMS

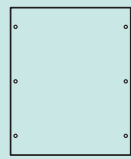
837-0	0 Call push buttons
837-1	1 Call push button
837-2	2 Call push buttons

### ART. "SPEAKER UNIT" FRONT PANEL MODULES FOR 3+1 INTERCOM SYSTEMS WITH ELECTRONIC CALL TONE

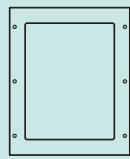
837M-0	0 Call push buttons
837M-1	1 Call push button.
837M-2	2 Call push buttons.



# Blank, Information & Button Expansion Modules



Art.840



Art.846



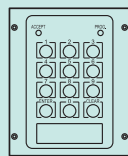
Art.843



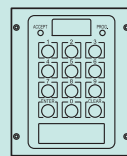
Art.844



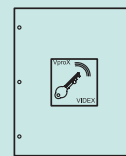
Art.845



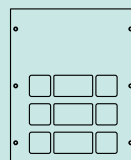
Art.VX800N-2  
Art.VX900N-2



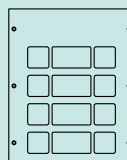
Art.VX800N-2L  
Art.VX900N-2L



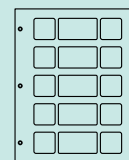
Art.849



Art.843D



Art.844D



Art.845D

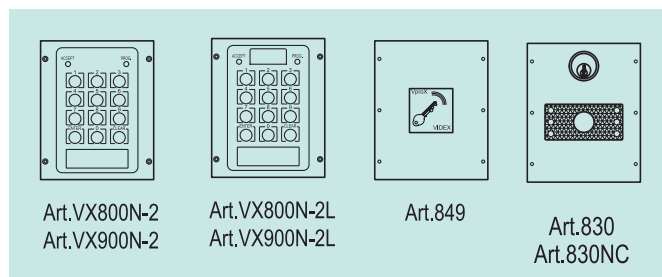
ART.	BLANK, INFORMATION AND BUTTON EXPANSION MODULES
840	Blanking module
846	Information module
843	3 Call push buttons
844	4 Call push buttons
845	5 Call push buttons

ART.	BUTTON EXPANSION MODULES (DOUBLE ROW)
843D	6 Call push buttons
844D	8 Call push buttons
845D	10 Call push buttons



## Camera Modules

All Videx camera modules have built in CCD cameras complete with auto iris lens and employ either infra red LED's for B&W (monochrome) or white light LED's for colour cameras (Add Colour to the article code), all modules employ a security key lock. The available finishes are the same as previous modules.



ART.	DESCRIPTION
830	Camera module for coax (75 Ohm) video systems Dimensions: 120 x 97 x 40,5 mm (single module)
830NC	As above but for VX 2200 Digital System (no coax required)

CAMERA SPECIFICATION		
Coax camera	Art.830 (B/W)	Art.830C (colour)
Non coax camera	Art.830NC	Art.830NC/C
1. Lux level	0.1	3.0
2. Resolution	400TV line	330TV line
3. Viewing angle	92' with board lens 3,6mm	92'
4. Iris speed	1/60 ~ 1/100,000 Sec	Max 1/100,000 Sec
5. Distance the LED's will illuminate	80cm	80cm

## Access Control Modules

Videx produce a wide and versatile range of digital codelocks for "access control" systems, among which are modular versions of the VX800 and VX900. All codelocks employ the latest PCB based microprocessor technology, which when housed behind the robust stainless steel face plate give trouble free controlled access. All units allow for ease of installation and are of robust construction, all provide a cost effective solution. The codelocks can be used as stand alone units or combined with other 800 series audio or video modules.

ART.	CODELOCK MODULES (FRONT PLATE AVAILABLE IN STAINLESS STEEL OR ALI /A)
VX800N-2	Codelock module, 2 codes/2 relay outputs
VX800N-2L	As above plus illumination

ART.	CODELOCK MODULES (FRONT PLATE AVAILABLE IN STAINLESS STEEL OR ALI /A)
VX900N-2	Codelock module, 100 codes/2 relay outputs
VX900N-2L	As above plus illumination

ART.	"READER" MODULES FOR CODED KEYS(FRONT PLATE AVAILABLE IN STAINLESS STEEL OR ALI /A)
849	Videx proximity coded-key readers are in an "800 Series" module. The device includes the reader circuit (with a reading range between 20 and 50mm depending on the key type used). A tri state LED and Buzzer is an integral feature to indicate if a key has been accepted or denied. Connection between the "VproX" reader and the Control Unit requires a minimum of 5 wires over a maximum distance of 50mts. This unit combines a polycarbonate reader window with a stainless steel or aluminium frame.



# Front Supports, Covering Frames, Rainshields, Surface Mounting Units

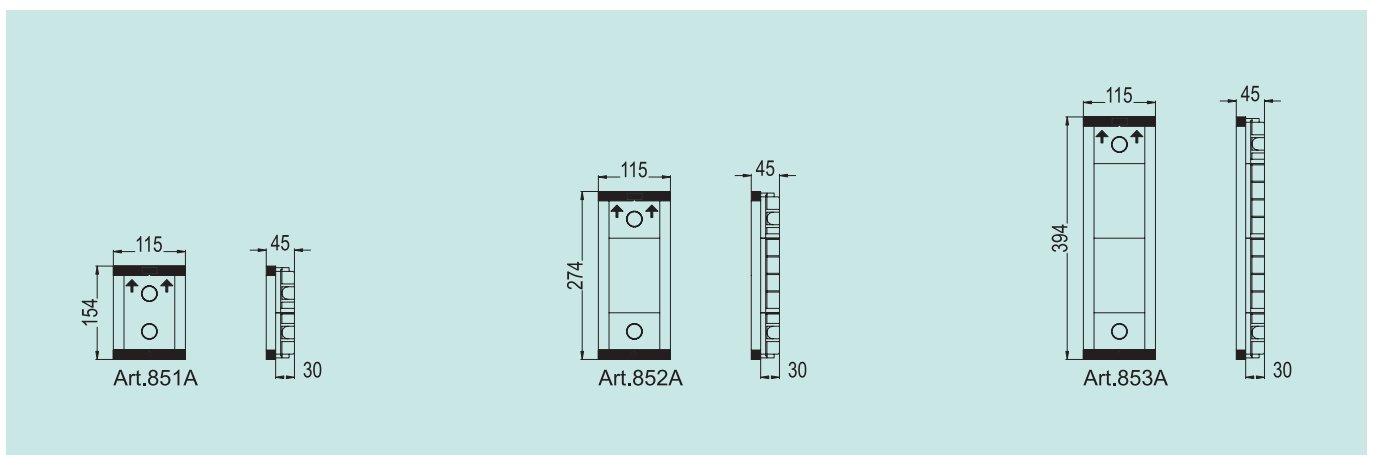
The “800 Series” modules are available in both flush and surface mounting units. The flush mounting units combine with either rain shields or covering frames to cover any cutouts in the wall. They are available in the following finishes.



## MODULES AVAILABLE MATERIALS AND FINISHES

- A : Ali (standard finish for stainless steel and ali modules)
- BZ : Bronze (for bronze modules)
- W : White (for white modules)
- B : Brown (for brown modules)

Front supports, covering frames, rainshields, surface mounting units are available in different finishes. When ordering, put after code: /A for Ali, /BZ for Bronze, /W for White and /B for Brown.



## FRONT SUPPORT

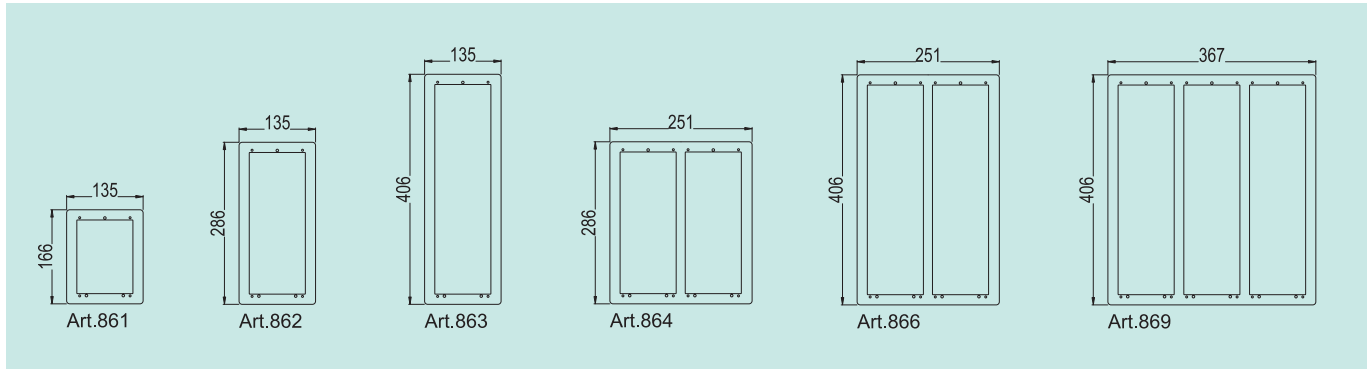
For flush mounted modules complete with stainless steel hinge and back box. width 115 mm., recessed depth 30 mm.

ART.	MODULES	FRONT FRAME(MM)	BACK BOX (MM)
851	1	115 x 154 x 15	109 x 144 x 30
852	2	115 x 274 x 15	109 x 265 x 30
853	3	115 x 394 x 15	109 x 385 x 30



# Covering Frames

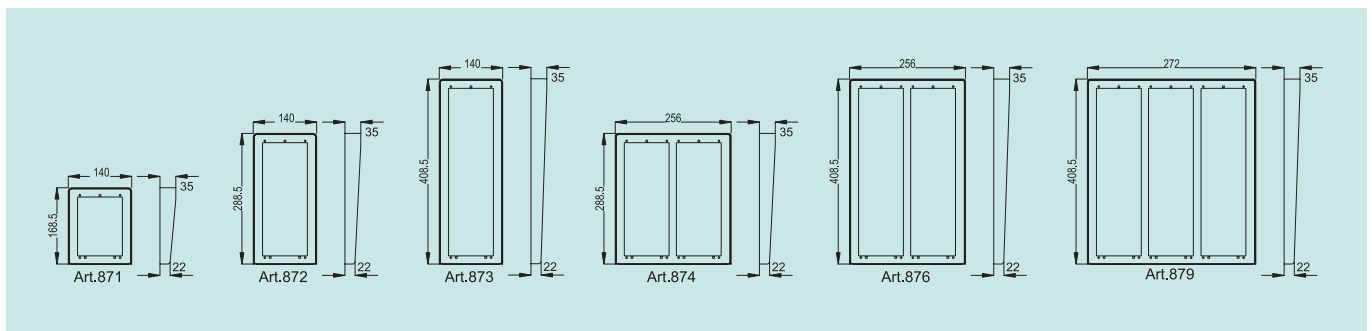
To be mounted between the front frame and the flush back boxes.  
This accessory is necessary to cover cut outs in the wall.



ART.	MODULES	COLUMNS	COVERING FRAME (MM)
861	1	1	135 x 166
862	2	1	135 x 286
863	3	1	135 x 406
864	4	2	251 x 286
866	6	2	251 x 406
869	9	3	367 x 406

# Rainshields

Complete with frame to be mounted between the front frame and the flush back boxes.  
To protect against rain and to cover cut outs in the wall. Projection: 35 mm. Max.

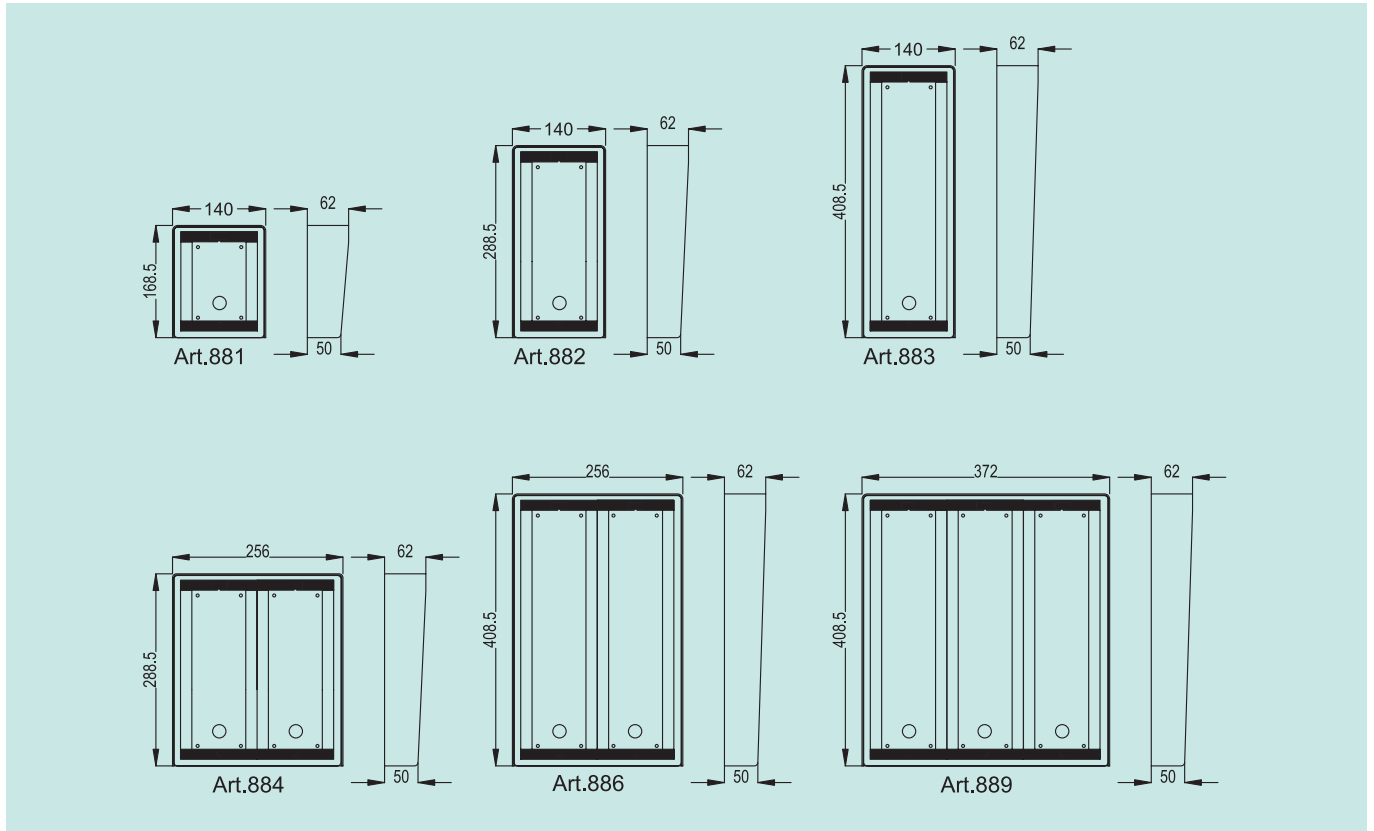


ART.	MODULES	COLUMNS	DIMENSIONS (MM)
871	1	1	140 x 168.5 x 35
872	2	1	140 x 288.5 x 35
873	3	1	140 x 408.5 x 35
874	4	2	256 x 288.5 x 35
876	6	2	256 x 408.5 x 35
879	9	3	372 x 408.5 x 35



# Surface Mounting Units

Complete with hinge and front frame support for modules.  
Projection: 62 mm Max.



ART.	MODULES	COLUMNS	DIMENSIONS (MM)
881	1	1	140 x 168.5 x 62
882	2	1	140 x 288.5 x 62
883	3	1	140 x 408.5 x 62
884	4	2	256 x 288.5 x 62
886	6	2	256 x 408.5 x 62
889	9	3	372 x 408.5 x 62

# Functional Door Panels & Control Units

## VANDAL RESISTANT FUNCTIONAL DOOR ENTRY

### Vandal Resistant Door Panels

Videx manufacture a wide range of standard high quality, vandal resistant, Audio and Video, stainless steel door panels. All panels are manufactured from 12 SWG brushed stainless steel and are supplied as standard with flush galvanized back boxes. Surface stainless steel back boxes are available for all panels.

All panels are deep cut engraved with black infill for the individual buttons. Additional engraving including block names and company logos can be added if required. Panels are fitted with high quality Mylar speaker telephone amplifiers, which are protected by fine offset stainless steel mesh to prevent the ingress of foreign bodies.

Panels can incorporate coded access keypads and a wide variety of non contact proximity for tenant access. Special door panels in stainless steel can be manufactured to customer specification.

### Standard Control Equipment

Standard control equipment for functional, audio door entry consists of an Art.520M power supply unit. An Art.890 control unit and Art.850/1 power supply are required for video. An optional BST/GMT (Art.701T) time clock for trades access is available. Secrecy of speech and selective lock operation are not available on standard audio systems.

### SENTRY (1 door) and SENTRY 1 (2 door) Control Equipment Audio & Video

Sentry control units contain a 1 amp DC power supply, with backup battery facility and BST/GMT tradesman's time clock. An additional 20 volt DC power supply (Art.893N1) is supplied for video systems. The control equipment is contained in a lockable powder coated metal enclosure.




5 Button + Codelock

6 Button + Video

6 Button + Trade

331/B Control Cabinet



## Main Components:

- **Art.VR/1N, VR/2N, VR/3 to VR/20** Standard range from 1 Button to twenty button flush vandal resistant door panels manufactured in 12 SWG stainless steel.
- **Art.331/B** 1 entrance Sentry PCB with 1 amp power supply and BST/GMT timeclock contained in lockable powder coated control cabinet.
- **Art.331/V** as Art.331/B with additional Art893N1 video power supply.
- **Art.431/B** 2 entrance Sentry 1 PCB with 1 amp power supply and BST/GMT timeclock contained in lockable powder coated control cabinet.
- **Art.431/V** as Art.431/B with additional Art.893N1 video power supply.
- **Art.4B/DC** 4 way isolation PCB unboxed.
- **Art.DM/3U** Unboxed door monitoring PCB
- **Art.DM/3** Boxed self contained door monitoring unit.
- **Art.ES/1** Boxed extension strobe unit.
- **Art.512A** Extension sounder 45 ohms.
- **Art.894** 4 way video deviation box.
- **Art.3121** Basic 3000 series 2 button telephone handset.
- **Art.3123** As Art.3121 with addition of on/off switch and LED.
- **Art.3125** As Art.3123 with on/off push switch with LED and door open LED.
- **Art.3126** As Art.3125 with timed on/off push switch with LED and door open LED.
- **Art.3313** Coax/non coax videophone with timed on/off switch with LED and door Open LED.
- **Art.3980** 3000 series video wall mounting plate with PCB connector.
- **Art.901D** 900 series mono wall mount videophone.

## Main System features:

- Privacy / secrecy of speech. Only the called apartment can communicate with the visitor.
- Selective lock release. Only the called apartment can release the door locking mechanism.
- Timed call tone duration, with automatic reset if not answered.
- Timed call duration, with automatic reset if not answered or lock request not operated.
- Optional 4-way isolation boards, preventing damaged or vandalised apartment units from compromising the system operation.
- Expandable for multiple door installations.
- Accessories include larger output power supplies, door monitoring and strobe beacons.
- IP55/65 enclosures available for control equipment.
- A wide selection of telephone handsets and video intercoms.

DM3 Door Monitoring Unit





# Digital Systems

**Videx design and manufacture a comprehensive range of digital systems, to compliment the extensive range of modular audio and video intercoms.**

All systems have been designed for ease of installation, reliability, versatility and quality. Three systems form the backbone of the Digital system range and offer mono or colour video options where required.



## VX2300

The latest addition to the Videx digital range of video door entry is designed on a true 2 wire bus technology, the VX2300 2 wire mono / colour video door entry system is ideal for small to medium installations and can support up to eight entrance panels and currently up to 64 video handsets, the system has been designed for ease of installation and incorporates non polarity conscious cabling. Door panels can be any mix of functional or digital and are based on either the latest 4000 series of door panels or vandal resistant versions. Two line x 16 character LCD visitor information display and audio annunciation of call progress are standard features to this range.

## VX2200

Designed for ease of installation, versatility and quality, the VX2200 is suitable for small to medium size developments, the system is based on a 2 wire Bus technology for audio and a 6 wire (non coax) Bus for Video. The system will support up-to 180 apartments and 10 main entrances (digital or functional) which cover most installation requirements. Door panels are available from the modular 800 series, 4000 series and a wide selection of Vandal resistant panels all of which can include DDA facilities for local authority and housing association applications. The system will support a low cost concierge unit or can incorporate a more powerful PC concierge with full reporting facilities. All digital door panels have as standard a two line LCD visitor information display and comprehensive speech annunciation of the call progress.

## VX2000

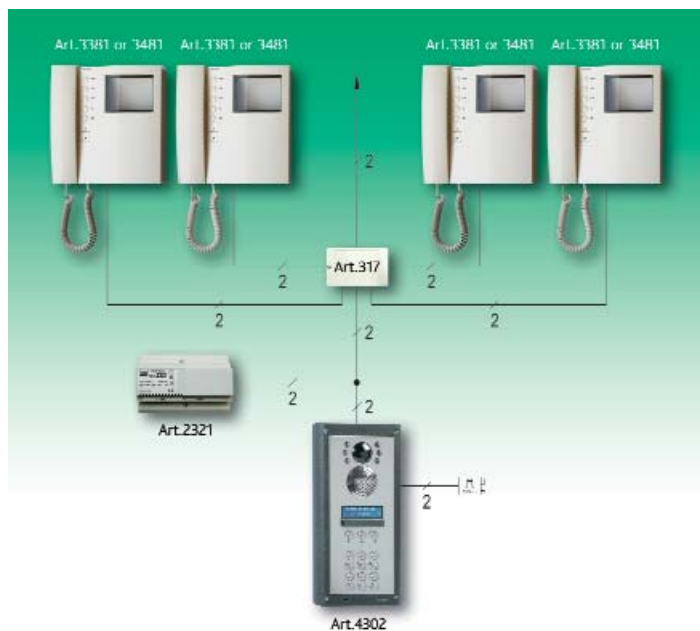
Designed for medium to larger installations VX2000 incorporates full isolation to all apartments as standard. This system will support up-to 99 door panels and 1000 apartments. The system requires six wires for audio handsets and nine wires plus coax for videophones. The design allows for longer cable runs and is based upon data bus technology. Door panels are available from the 800 series, 4000 series or vandal resistant range.

# VX2300 True Two Wire Mono / Colour Video System

**The VX2300 is a true two wire mono / colour video system which is suitable for small to medium size installations.**

The system supports up to 8 digital or functional door panels from the robust 4000 series or vandal resistant range. Digital panels provide a user friendly digital format with disability friendly features. 4000 series functional door panels with individual buttons for each tenant are also available. All components required for a VX2300 system including psu's, video splitters, door panels and videophones connect to the same two wire bus which has no polarity requirement. The two wire bus will allow currently up to 64 mono / colour video handsets to be connected and incorporates isolation as a standard feature, which prevents compromising the systems integrity should an apartment develop a fault. VX2300 is the latest in the ever expanding range of digital systems from Videx which will benefit from on going improvement and development.

VX2300 System, 1 Digital Entrance, 4 or more apartments



Main specifications:

- Ease of installation.
- Digital door panels programmable through door panel and LCD display or a PC link.
- Coded access for all apartments when digital door entry installed.
- 2 wire bus (minimal no of conductors.) No polarity requirement
- Cable distance up to 150 meters
- High quality audio and video signals
- Up to eight door panels
- Up to four videophones per apartment
- Local door bell facility to each apartment
- Intercommunication between videophones in the same or other apartments
- 4000 Digital and functional door panels (optional vandal resistant)
- Active video splitter units to isolate apartments from the main bus
- Privacy / secrecy of speech



## Main Components:

**Art.4302V Mono Video Digital Front Panel**

Housed in a 4000 series double module (Art.4852 flush or Art.4882 surface) back box. The unit incorporates a two line back lit LCD visitor information display, voice annunciation of call progress and coded access facility. Dry contact normally open / normally closed lock output relay and push to exit input. Programming can be carried out via the door panel keypad and display or through a PC link.

**Art.4302V/C Colour Video Digital Front Panel**  
(As Mono above).

A range of functional and digital vandal resistant door panels are also available.

**Art.3381**

Mono 3000 series Videophone with local door bell input, intercommunicating facility between devices, timed privacy, selectable from 15 minutes to 8 hours in 4 steps with red LED privacy indication. A green door open LED is also included but operation of this feature requires two additional wires. The video phone includes five push buttons, lock release, camera recall, timed privacy on/off and services trigger buttons (trigger relay devices which can be directly connected to the bus).

**Art. 3481**

Colour 3000 series videophone as Art.3381

**Art.2321**

System power supply for systems up to 20 users with 1 door panel.

**Art.2312P**

System power supply for systems up to 64 users and 2 door panels.

**Art.317**

Four way active video splitter. One required for every four apartments, (videophones within the same apartment are daisy chained).

**Art.2301/4**

Four door interface module.. This unit is required on systems having more than one door and a maximum of four doors. This module interfaces all doors with the PSU and the two wire bus.

**Art.2301/8**

Eight door interface module as Art2301/4.

**Art.4303-0**

4000 series audio door panel module (no buttons). This module can be used in conjunction with the 4313 five button module and other standard 4000 series button modules and frames to build a functional door panel with individual call buttons (A maximum of 64 buttons can be connected).

**Art.4303-1**

One button functional 4000 series module as above.

**Art.4303-2**

Two button functional 4000 series module as above.

**Art.4313**

Three button functional 4000 series expansion module, for use with the VX2300 system. One module is required for every functional panel with more than 4 buttons. This module incorporates the connection matrix to expand the door panel with additional call buttons using the standard 4000 series range of button modules.

**Art.4313-4**

As Art.4313 with 4 call buttons.

**Art.4313-5**

As Art.4313 with 5 call buttons.

**Art.4330**

4000 series modular mono camera designed for use with the 4303 functional panels.

**Art.4330C**

4000 series modular colour camera as above.

**Art.3181**

Optional 3000 series telephone handset with timed privacy + LED, door open LED, service button and lock release button

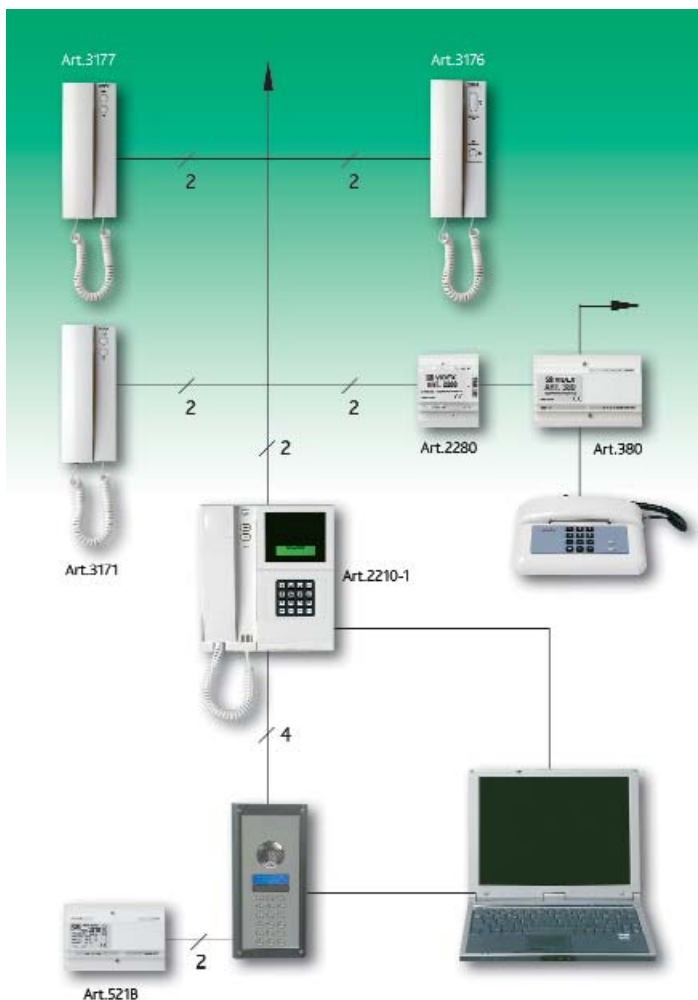
**VX2300 Cable Restrictions**

A maximum cable resistance of 10 ohms per wire (20 ohms when testing as a loop).

# VX2200 Digital Two Wire Audio & Six Wire Video

**The market leading VX2200 is based on digital technology requiring only two wires for audio and depending on system size 6 wires for video (no coax required).**

The system can incorporate up to 10 digital or functional door panels which are available from the 800 series, 4000 series or the vandal resistant range of door panels, all door panels can incorporate DDA facilities to assist the less able. All digital door panels have a two line 16 character visitor information display and comprehensive call progress annunciation as standard. The VX2200 will support up to 180 apartments with the standard range of two wire telephones or videophones, (the system will support up to 255 apartments using the special Art.3161 or 3162 telephone handset). Digital control units incorporate as standard a 2 amp power supply with battery backup facilities and a BST/GMT time clock, which are housed in a lockable wall mounting enclosure, an additional 20 volt power supply is added when the system is to be used for video.



## Main specifications:

- Ease of installation.
- System programming through digital door panel or PC link.
- 2 wire bus for audio, 6 wire bus for video (non coax).
- Up to 10 digital or functional, audio or video door panels.
- Coded access for all apartments with digital door panels.
- Dependant on system design multiple speech paths are available.
- 800 series, 4000 series and vandal resistant door panel options available.
- Audio annunciation to inform the visitor of the call progress on all digital panels.
- Up to 180 apartments (255 with basic Art.3161 and 3162 telephone handsets with limited system functions).
- Full audio and video isolation option to most systems.
- Audio and video concierge facilities are available as is a PC software version, these can be added without the need for any additional equipment (not available when Art.3161 or Art.3162 audio handsets are used).
- All control cabinets have battery back-up facility and contain a BST/GMT trade time clock.





Main Components:

■ **4000 Series - Art.4202, 4202V, 4202R, 4202RV**  
**Digital Front Panels**

4000 series modular door panels, both audio and video versions are built into a double 4000 series module and have a numeric keypad with 8 alpha buttons (4202, 4202V). 4202R and 4202R/V have an additional 3 buttons which allow navigation of the "Names Repertory". All panels incorporate a 2 line x 16 character LCD display, speaker unit and all have call progress annunciation. Programming can be via the digital door panel or a PC door programming kit (SP37 / DPPK).

■ **Art.4203-0, 1, 2**  
**Functional / Digital Interface Modules**

These units are built into a single 4000 series module, they include the speaker and interface connections to the two wire bus. The 4203 is available with 0, 1 or 2 buttons and can have up to 64 additional buttons added using combinations of Art.4842, 4843, 4844, 4845 etc. All interface modules incorporate 4 LED's for call progress (DDA) busy, calling, speak and door open.

■ **800 Series - Art.2202, 2202R, 2202-1, 2202-1R**  
**Digital Front Panels**

800 series modular door panels are built into a double 800 series module and have a numeric keypad with 8 alpha buttons (2202, 2202-1). 2202R and 2202-1R have an additional 3 buttons which allow navigation of the "Names Repertory". All panels incorporate a 2 line x 16 character LCD display, speaker unit and all have call progress annunciation. Programming can be via the digital door panel of a PC door programming kit (SP37 / DPPK).

■ **Art.2203-1/0, 2203-1/1, 2203-1/2**  
**Functional / Digital Interface Modules**

These units are built into a single 800 series module, they include the speaker unit and interface connections to the two wire bus. The 2203 is available with 0, 1 or 2 buttons and can have up to 64 additional buttons added using combinations of Art.843, 844, 845 etc.

■ **Art.2202AS-1, 2202AS-1R, SP300-1M, 2202VS-1, 2202VS-1R**  
**Vandal Resistant**

Audio and Video Vandal Resistant Digital Door Panels are manufactured in 12 SWG stainless steel and are supplied standard with a galvanized steel flush back box (optional surface stainless steel back box available for all panels). Vandal resistant panels have a telephone style keypad with a pip on the number 5 button for orientation, all panels incorporate a 2 line x 16 character display and have voice annunciation of the call progress, a button which will operate through the time clock and button with up to 255 unique access codes for tenant use, are standard to all panels This allows all digital panels to be used in DDA applications. The SP300-1M has been designed in conjunction with a major local authority and employs an extra large 9mm high 2 line x 16 character display with relief engraved 22mm telephone style layout buttons specifically for DDA applications. All vandal resistant door panels are available with mono or colour camera options and can accommodate a wide selection of non contact readers.



### ■ Art.VR1/2W to VR20/2W

#### Functional Vandal Resistant Front Panels

Videx vandal resistant functional door panels are manufactured in 12 SWG stainless steel and are supplied standard with a galvanized steel flush back box (optional surface stainless steel back box available for all panels). A range of standard panels are available from 1 button to 20 buttons. These panels may be used on an individual system or combined with the range of digital door panels to form part of a more complex system. In addition to this standard range, a selection of functional door panels with LCD displays and large halo illuminated buttons are also available. All panels are able to have video facility and non contact access control readers fitted.

### ■ Art.512B, 893N1, 1202MC, 1383, SP400, SP405, SP410, SP415

#### Power supplies and control units

Depending on system design will determine what power supply or control unit will be required. On a basic system having no requirement for a time clock Art.512B (boxed 1 amp 13.8 v d/c- 13v a/c + battery back up), 1202MC (boxed 2 amp 12v d/c + battery back up) and 1383 (boxed 3 amp 12v d/c + battery back up) power supplies can be used, this will be determined by the lock current requirement. To up grade a basic system for video an additional Art.893N1 20 volt boxed video power supply is required. Where larger systems or systems requiring trade facilities are to be installed SP400 or SP405 control units will be required for audio installations and SP410 or SP415 for Video installations. SP400 (1 door control unit) and SP405 (4 door control unit) contain as a minimum a 12v 2amp d/c power supply with battery back up facility and a BST/GMT trade time clock. SP410 (1 door video control unit) and SP415 (4 door video control unit) have an additional 20 volt Art.893N1 video power supply fitted.

### ■ Art.2204-1 4 way optional Isolation Board

This unit isolates an individual telephone from the main bus preventing a single faulty telephone or its wiring from compromising the system. One 2204-1 required for every 4 telephones.

### ■ Art.2206A Audio Digital BUS Exchanger

For use with two level audio systems, enabling more than one speech path (e.g. one path for each internal block).

### ■ Art.2206V Video Digital BUS Exchanger

As 2206A but for Video systems.

### ■ Art.2210A,CSK

#### Digital Concierge Unit for Telephone systems

The Art.2210A allows the operator to handle and transfer calls to and from the tenant and door panel or panels. The unit has three modes of operation (day, night and off), the mode selected will determine what functions are available to the operator. The unit has an RS232 connection which allows for the connection of a PC. With the CSK software installed a full database is available for logging and data management of all calls and tenant information. Further enhancement to the operation of the system is also available.

### ■ Art.2210V

#### Digital Concierge Unit for Video Intercom systems

As Art.2210A plus video monitor (mono or colour)

### ■ Art.2280 Bus Interface

The Art.2280 enables the 380 telephone interface to be connected onto the VX2200 systems "2 wire" Bus.

### ■ Art.3161, 3162

Basic Art.3161 2 wire digital telephone with electronic call tone, door open button and service button. The Art.3162 is the same as the Art.3161 with the addition of a manual mute switch. These phones have privacy of speech and allow up to 255 telephone handsets to be connected to the system, audio and video concierge units can not be used with these systems.



SP415 Control Cabinet





# VX2200 Digital Two Wire Audio & Six Wire Video

## ■ Art.3171, 3172, 3176

Standard range of 2 wire digital telephones with electronic call tone, door open / concierge call button, service button, alarm input and privacy of speech (Art.3171). Art.3172 as Art.3171 with the addition of a manual mute switch and Art.3176 with timed privacy push button "Privacy ON/OFF" LED and "Door Open" LED (an additional wire is required for the door open LED). A maximum of 180 telephone handsets can be connected to a system using these units.

## ■ Art.3038

3000 series telephone desk mounting kit.

## ■ Art.3371, 3376

Standard range of mono videophones with electronic call tone, door open / concierge call button, camera recall button 3 service buttons and privacy of speech (Art.3371). Depending upon the DIP switch settings the videophone will operate on systems with coax or with balanced video signals. Art.3376 is the same as Art.3371 with the addition of a timed privacy push button, "Privacy ON/OFF" LED, "Door Open" LED and two service buttons. A maximum of 180 videophones can be connected to a system using these units

## ■ Art.3471, 3476

As Art.3371, 3376 with 3.5" TFT colour monitor.

## ■ Art.3980

3000 series videophone mounting plate complete with connection board (one required for every videophone).

## ■ Art.3931

3000 series videophone desk mounting kit with Art.895 wall plug.

## ■ Art.830NC

800 Series non coax mono CCD camera with infrared illumination.

## ■ Art.830NC/C

800 Series non coax colour CCD camera with incandescent illumination.

## ■ Art.316 Video Distributor

Boxed 4 way video distributor for non coax video systems (one required for every four videophones).

## Accessories

### ■ Art.DPPK

#### PC interface cable and Programming Software

The Art.DPPK enables the full programming of all digital VX2200 door panels directly from a PC.

### ■ Art.401

Non coax to coax converter

### ■ Art.401-1

Coax to non coax converter

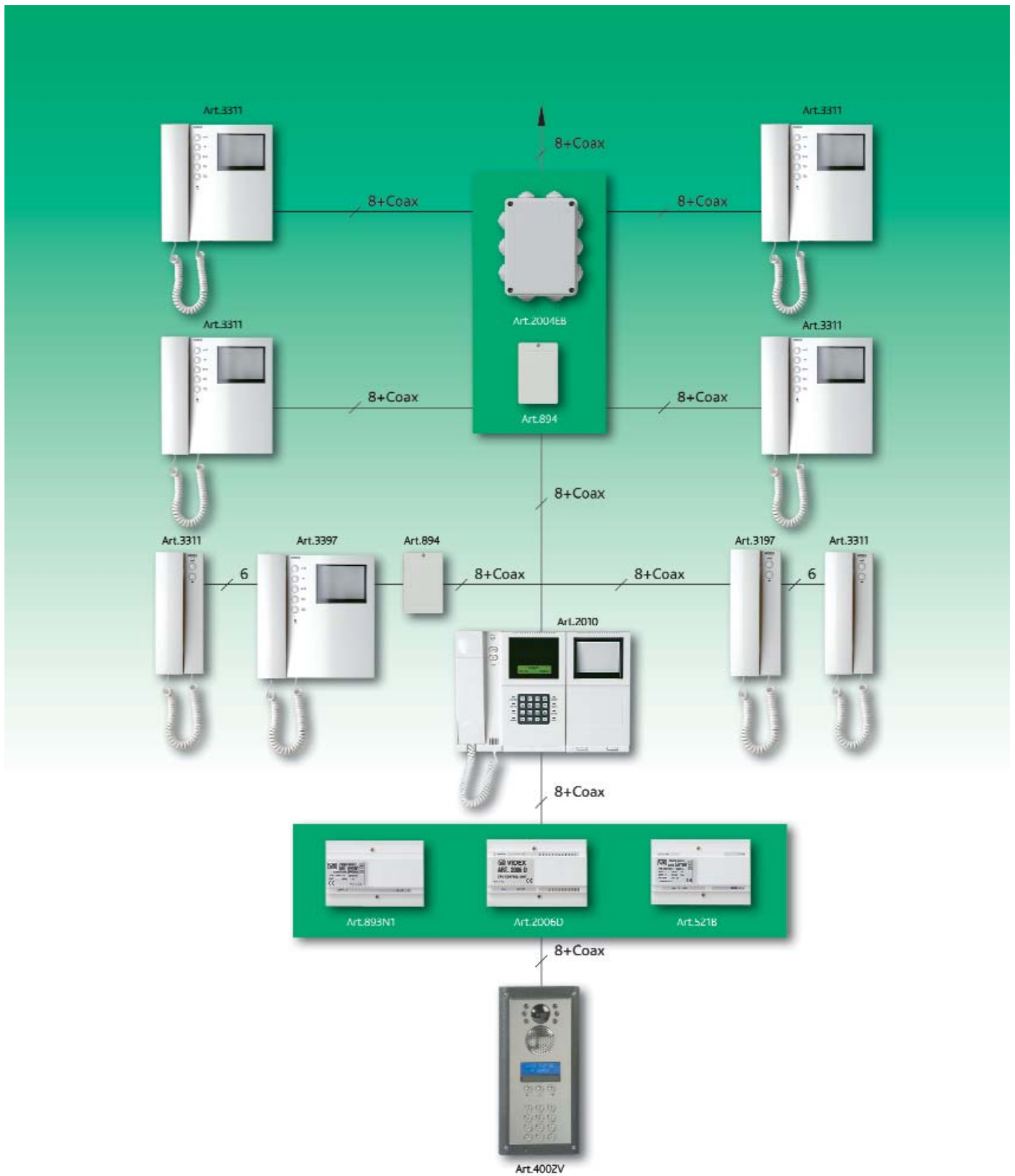
### ■ Art.ES/2

Extension strobe unit for use where a tenant may be hard of hearing (local power supply required)

### ■ Art.512D

Extension speaker unit

# VX2000 Digital System



# VX2000 Digital System

## VX2000 has been designed for medium to large installations and uses data bus technology.

The VX2000 will allow control of 99 digital or functional, audio or video door panels, with up to 1000 apartments. The system incorporates full isolation of all apartments for audio and video as standard. Door panels are available from the 800 series, 4000 series and vandal resistant range. Basic audio and video concierge units are also available. System programming is carried out using a PC which allows full system commissioning and system testing to be undertaken. Standard telephone handsets require only 6 wires and video handset 9 wires plus coax.

### Main Components:

- **Art.2000FS** Flush vandal resistant audio digital door panel.
- **Art.2000VFS** Flush vandal resistant mono video door panel.
- **Art.2000F** Flush series 800 audio digital door panel.
- **Art.2000VF** Flush series 800 mono video door panel.
- **Art.2000S** Surface series 800 audio digital door panel.
- **Art.2000VS** Surface series 800 mono video door panel.
- **Art.2006A** Audio control unit with 2 Amp power supply and BST/GMT trade time clock.
- **Art.2006V** As Art.2006A with additional Art.893N1 video power supply.
- **Art.2001E** Unboxed 1 way audio decoder with local door panel input
- **Art.2001EB** Boxed 1 way audio decoder with local door panel input
- **Art.2004E** Unboxed audio 4 way decoder.
- **Art.2004EB** Boxed audio 4 way decoder.
- **Art.2004EBV** Boxed 4 way video decoder.
- **Art.109B** 4 way isolation fuse board. (for use with Art. 3113, 3114 and 924EM2L)
- **Art.3111A** Basic two button telephone handset.
- **Art.3112A** As 3111A with the addition of an on/off switch.
- **Art.3113A** As 3112A with the addition of a Privacy LED.
- **Art.3114A** As 3113A with the addition of a door open LED.
- **Art.3038A** 3000 series telephone desk mounting kit
- **Art.5418** 5000 series Hands Free 3.5" TFT LCD colour videophone.
- **Art.5980** Mounting plate and PCB connector for Art.5418 videophone.
- **Art.5981** Flush mounting kit for Art.5418 videophone.
- **Art.5982** Telephone handset up grade for Art.5418.
- **Art.3311** 3000 series 5 button mono wall mounting videophone.
- **Art.3313** As 3311 with the addition of an on/off switch and LED.
- **Art.3411** 5 button 3.5" TFT LCD colour videophone.
- **Art.3980** 3000 series wall mounting plate with PCB connector.
- **Art.3931** 3000 series videophone desk mounting kit.
- **Art.2007/XP VX2000** software programming kit with serial connector.

# DDA - Disability Friendly Kits

In addition to the modular special needs products Videx also manufacture a comprehensive range of standalone audio and video systems further extending the comprehensive range.

Audio and Video door entry panels are manufactured from 12 SWG stainless steel, and incorporate a high quality telephone amplifier and large back lit tactile call button with Braille embossed decal. Panels are supplied as standard with a flush back box (surface stainless steel back box available on request).

Audio kits can have a maximum of 3 telephone handsets and video kits a maximum of 3 videophones.

Video door panels incorporate a high quality non coax CCD mono or colour camera. All kits are complete with power supply telephone or videophone.

- **Art.SLK/DDA** Audio 1 way surface slim door panel kit with disabled logo.
- **Art.VRDK-DDA** Audio 1 way flush with large tactile Braille call button.
- **Art.VRVID-DDA** Mono video 1 way flush with large tactile Braille call button.
- **Art.VRDKSP-DDA** Audio 1 way flush with LCD display and speech annunciation pcb.
- **Art.VRVIDSP-DDA** Mono video 1 way flush with LCD display and speech annunciation pcb.

## Surface Back Boxes for above kits

- **Art.VR/1SN** Surface back box for Art.VRDK-DDA.
- **Art.VR/S2** Surface back box for Art.VRVID-DDA and Art.VRDKSP-DDA.
- **Art.VR/S3** Surface back box for Art.VRVIDSP-DDA.



# DDA - Disability Friendly Kits

## Digital Vandal Resistant (DDA – Disability Friendly)

- Digital audio/video DDA systems are based on the market leading VX2200 2 wire audio and 6 wire non coax video systems.
- Door panels can be manufactured with up to 6 large back lit tactile call buttons with Braille embossed decal (panels requiring more buttons will be supplied from the digital VX2200 range of audio or video door panels).
- Audio/video door panels are manufactured from 12 SWG stainless steel and are fitted with high quality audio amplifiers.
- All digital DDA panels incorporate a 2 line 16 character back lit LCD visitor information display, which informs the visitor at what stage the call is in English text (this information is user programmable via PC and can include tenants names.)
- For people with sight problems the door panels can also contain a speech module, this will announce messages informing the visitor of the stage at which the call has reached.
- CCD mono or colour cameras are available to all digital panels.
- A full range of telephones and videophones are available, and include options for privacy switch with LED indication and door open LED indication.
- All telephone and videophones have a 3 position call tone volume switch and incorporate a plug-in replaceable handset cord.

## Options for above DDA systems

- High and low level panels (mimic panels).
- Remote camera option.
- Speech annunciation.
- Proximity reader
- Addition of door panel LEDs' to identify "call in progress", "door open" and "speak" (kit panels).
- Induction coils for use with hearing aids on telephone handsets or door panels.
- Flashing strobe unit to indicate call on system.
- Extension sounder.
- Telephone interface unit (corded or DECT cordless).
- Video interface through TV.



# Telephone system

## ART. 380 TELEPHONE INTERFACE UNIT

Housed in a 9 module DIN box the Art.380 is a versatile self contained telephone interface unit allowing Videx door entry panels to be connected to a standard or cordless telephone handset or an analogue input of a PSTN switch board with or without a telephone line.

The Art.380 can be connected in parallel with an existing Videx telephone or video intercom system, with the addition of Art.2280 the Art.380 can be connected to the VX2200 range of door entry systems. The unit will allow for the connection for up to 2 corded telephone.

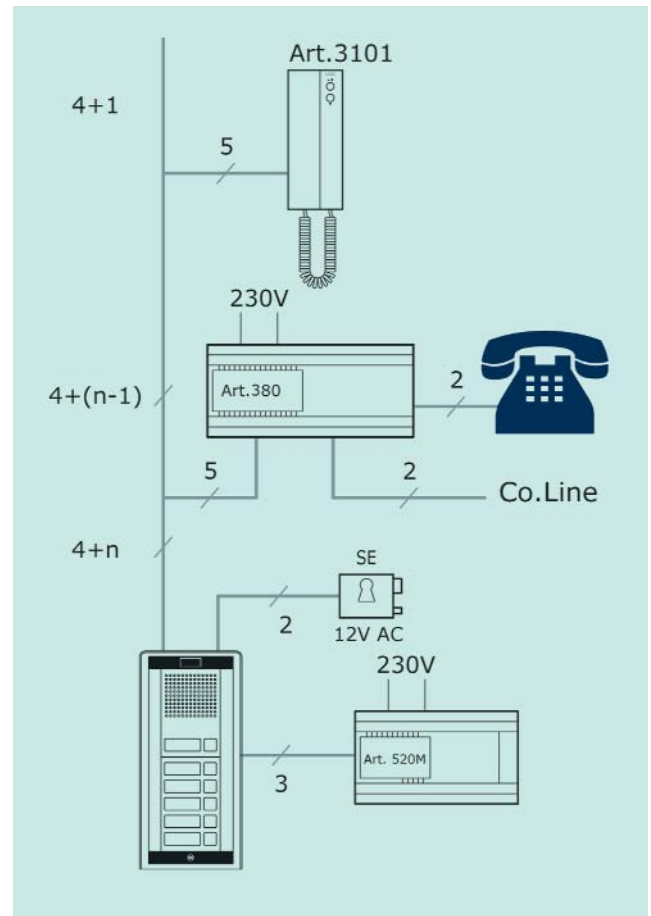
### Standard Features:

- Make and receive outside calls.
- Receive calls from a door station.
- Open the door or gate.
- Place one call on hold, whilst another call is answered.
- Control one or two auxiliary outputs to switch additional equipment connected to the 380.
- Programme a number of features including door open time, number of rings, door open code etc.

### Additional features.

**The Art.380 will allow the following to be undertaken where standard telephone charges will apply.**

- Divert calls from the door station to a programmed telephone number including mobile (max 16 digits).
- Open the door or gate from the diverted telephone using a 4 digit code.
- Control one or two auxiliary outputs to switch additional equipment connected to the Art.380.
- Programme the Art.380 from the telephone key pad.
- Dial into the Art.380 from a remote telephone and take control of its features (auxiliary outputs) etc.





# Access Control Systems

Access control systems allow access or egress to all forms of premises, these include offices, apartments, schools and high security areas etc. where controlled / secure areas are required.

VIDEX manufacture 3 specific product ranges of access control.

## SYSTEMS THAT OPERATE USING A DIGITAL CODE (CODELOCKS).

These fall into two groups:

- Self contained (stand alone) codelocks.
- Serial codelocks connected to a control unit housed in a secure area.



On digital "stand alone" codelocks, the "control circuits" and "door open" relays are housed within the codelock. The user operates the system by entering the access code via the keypad, if the code is correct, the relevant relay will be enabled.

On serial digital codelocks, the keypad is the interface through which the user operates the system. The "control circuit" and "door open" relays are housed within the control equipment which should be installed in a secure area. A user enters the access code through the keypad, the keypad transmits the code to the control unit. If the code is correct this will enable the relevant relay. These systems offer a higher level of security than stand alone codelocks.

## SYSTEMS THAT OPERATE USING PROXIMITY KEY READERS (VPROX)

These fall into two groups:

- Self contained (stand alone) Vprox.
- Serial Vprox readers with control unit housed in a secure area.

## SYSTEMS THAT USE BIO (FINGER PRINT) READING TECHNIQUES (BIO ACCESS).

These fall into two groups.

- Self contained (stand alone) Bio Access.
- Serial Bio Access with control unit housed in a secure area.

Where proximity key systems are used, the keypad of a codelock is replaced with "proximity keys". The application of the proximity system will determine whether the control electronics is self contained or remote from the proximity reader, higher security applications will require the control electronics and lock relays to be housed in a secure area, the proximity reader will communicate with its associated control unit through a serial connection. Where internal applications for proximity access are required, this may allow for the proximity reader, its control electronics and lock relays to be housed within the same unit. Where more complex and secure systems are required, a PC database can be employed to record all transactions.

Bio Access (finger print reader) is the most recent addition to the Videx 4000 series of modules.

Bio Access offers an even higher degree of security than either codelock or proximity as the system is reliant on an individuals finger print. The new range of modules are equipped with a finger print reader (thermal sensor) and are currently available in either a stand alone version storing up to 950 finger prints., or as a distributed system controlling up to 64 Bio access readers, storing up to 3000 finger prints. The readers are connected using an industry standard RS485. A PC can also be connected for remote storing of finger prints and logging of all transactions using an RS232 connection.

# Digital Stand-Alone Code-Locks

**Videx digital codelocks are manufactured from the highest quality materials, this guarantees high reliability and offers a wide range of models at competitive price / performance.**

All versions offer ease of installation and a user friendly "programming menu" this allows the user to store, by using a "discrete code"(up to 8 digits), one or more "access codes" and relay opening time (the number of codes and relays depend on the code-lock model). The relays can be programmed to operate for a specified time or or latch. Depending on the codelock version, they can have 1 or 2 input terminals to enable the relevant relay.

Stand-alone code-locks are available in a number of versions: flush or surface mounting for "800 Series" and "4000 Series"

modular systems (to combine with audio and video door entry systems) and in plastic version for internal use.

The different versions start from 1 relay with 1 access code to 3 relays with 100 access codes. The relays are dry contact with C, NC and NO terminals.

All codelocks have protection that temporarily disables the keypad each time a wrong code is entered: the disable time will increase each time two or more wrong codes are entered. If higher security is required, VIDEX offer codelocks that use serial communication between the key pad and the remote "control unit" which houses the relay outputs.

## DIGITAL CODE-LOCK UNITS COMPLETE WITH MOUNTING BOX

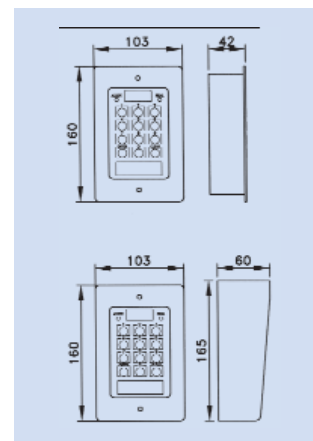

These are self-contained digital codelocks that require no additional accessories for their installation. These units are robust and very reliable. They are available for flush and surface mounting with front plates in stainless steel (add /S to the product code) or aluminium (add /A to the product code).

All codelocks include 2 relay outputs with C/NC/NO contacts, 2 relay command inputs and an illumination panel.

Depending on the version of codelock, the number of access codes available range from a minimum of 2 to a maximum of 100.

- Working Voltage: 12/24Vac/dc.
- Working Temperature: -10 +50°C.
- Relay contacts: 24Vac/dc 3A

ART.	DESCRIPTION
VX800NF	Codelock unit, 2 code/2 relay outputs, flush mounting
VX800NS	Codelock unit, 2 code/2 relay output, surface mounting
VX900NF	As VX800F but with 100 codes
VX900NS	As VX800S but with 100 codes





## LOW COST CODELOCK UNITS

These low cost codelocks offer an effective solution employing the latest technology with high quality and low cost. The installed codelocks do not require any additional parts or accessories as they are supplied complete, with the surface or flush mounting box depending on the version. The front plate is available in two different finishes: aluminium gold anodized (add "/G" to the product code when ordering) or silver anodized (add "/A").

All versions have 1 access code (add "/9" to the product code to order 9 code version) and are equipped with keypad illumination lamp, with a call button to operate an extension sounder Art.512A and equipped with 1 relay with C/NC/NO terminals and 1 relay command input.

- Working voltage: 12/24 Vac/dc
- Working temperature: -10 +50°C
- Relay contacts: 24Vac/dc 3A

ART.	DESCRIPTION
VX810N	Codelock unit, 1 code, flush mounting
VX810NS	Codelock unit, 1 code, surface mounting



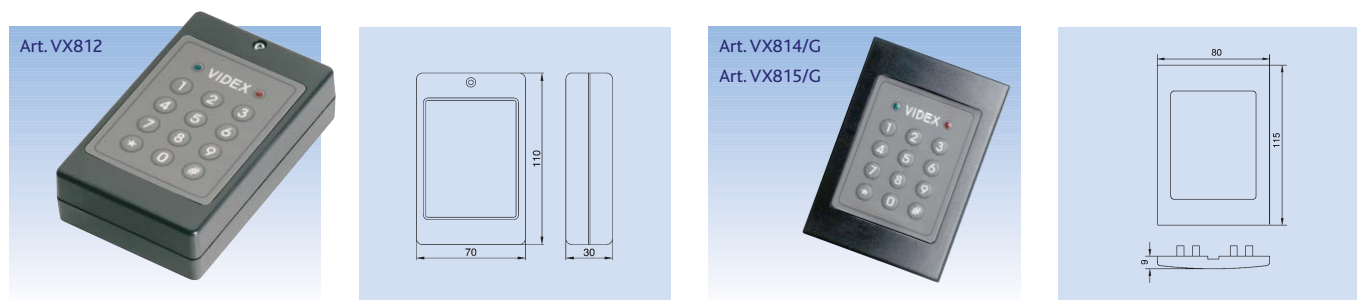
## LOW COST CODELOCK UNITS FOR INTERNAL USE

This range of codelocks provide an ideal solution where Access Control systems are for internal use (offices, laboratories etc.). The management circuitry is housed within the ABS codelock box and the keypad is of the tactile membrane type. The units are available for flush (requires a standard 503 back box not provided) or surface mounting. The colours available are dark grey for the surface version. With dark grey or white for the flush version.

All versions are equipped with a relay having C/NC/NO terminals and two relay command inputs. Both relay command inputs operate the same relay, the first activates the relay as programmed (latching or timed) while the second alternates the relay state (latch).

- Working Voltage: 12Vac/dc
- Working Temperature: -10 +50°C
- Relay contacts: 24Vac/dc 3A

ART.	DESCRIPTION
VX812	Codelock unit, 9 codes, 1 relay, surface mounting colour dark gray
VX814/W*	Codelock unit, 9 codes, 1 relay, flush mounting, colour white
VX814/G*	Codelock unit, 9 codes, 1 relay, surface mounting, colour dark gray

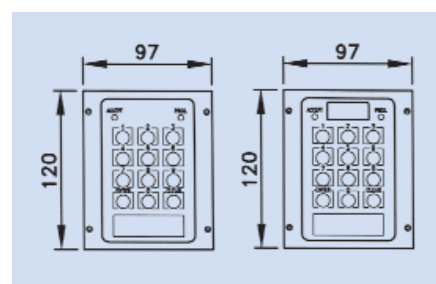



### CODELOCKS FOR 800 SERIES MODULAR SYSTEM

These units have been designed to compliment the "Series 800" audio and video modules. The units are available with 2 relays and 2 or 100 code options and optional keypad illumination LEDs. All versions have 2 command relay inputs. Front plates are available in stainless steel (standard) or aluminium (suffix the product code with /A).

- Working Voltage: 12/24Vac/dc 1 VA
- Working temperature: -10 +50°C
- Relay contacts: 24Vac/dc 3A

ART.	DESCRIPTION
VX800N-2	Codelock module, 2 code/2 relay output
VX800N-2L	As above plus illumination panel.
VX900N-2	Codelock module, 100 code/2 relay out put
VX900N-2L	As above plus illumination panel

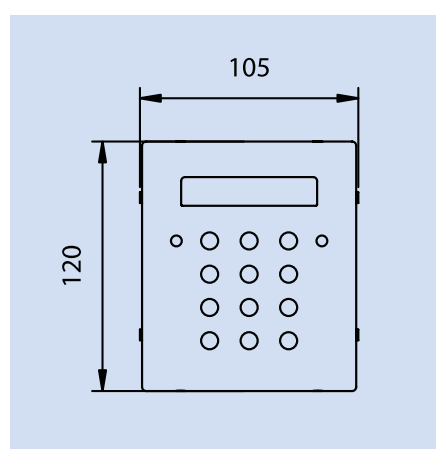


### CODELOCK MODULES FOR 4000 SERIES MODULAR SYSTEM

These units have been designed to compliment the "Series 4000" audio and video modules. The two available models have 3 relays, 2 command relay inputs and keypad illumination LEDs. The two versions are identified by the number of access codes available, 3 access codes or 100 access codes. Front plates are available in stainless steel (suffix the product code with /S) or anodize aluminium (suffix the product code with /A).

- Working Voltage: 12/24Vac/dc 1 VA
- Working temperature: -10 +50°C
- Relay contacts: 24Vac/dc 3A

ART.	DESCRIPTION
VX4800	Codelock module 3 codes / 3 relays
VX4900	Codelock module 100 codes / 3 relays





# Serial Codelock Units

**Serial codelocks offer a higher level of security against tampering than “stand-alone” codelocks.**

The keypad is the input peripheral for the data which is processed by the remote sited control unit (normally installed in a secure area), to which the keypad is connected through a serial connection.

Greater security against tampering is achieved as the lock relays are housed within the remote sited control equipment.

The serial codelock units are powered from the control unit which houses the relays and stored access codes.

## SERIAL CODELOCK UNITS “SLIM SERIES”


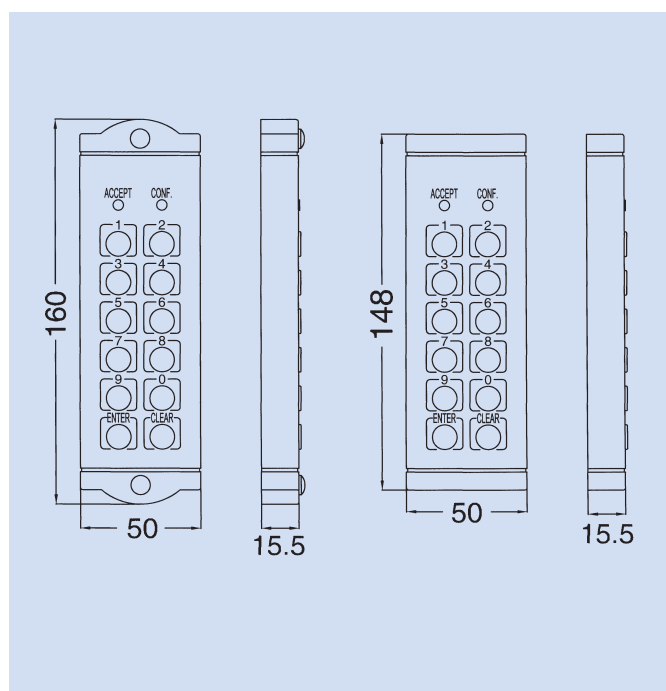
The “Slim Series” codelocks are designed to be installed where space is limited. The body of the codelock is manufactured from one piece die cast aluminium, which greatly improves the codelocks resilience to vandalism and misuse, giving increased reliability.

All models are for surface mounting and are available in either a square or rounded shape, with two different finishes: nickel (add “/N” to the product code) or gold (add “/G”).

These codelock units must be connected to one of the following Videx Central Control Units: VX1010-1 or VX1010-2, depending on how many user codes or relay outputs are required.

■ Working temperature: -10 +50°C

ART.	DESCRIPTION
VX1020/N	square shape, nickel colour
VX1020/G	square shape, gold colour
VX1021/N	rounded shape, nickel colour
VX1021/G	rounded shape, gold colour

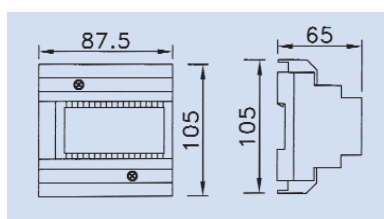


## CONTROL UNITS FOR SERIAL CODELOCKS

All serial codelock units require a remote VIDEX control unit.

Control Units are identified by memory capacity (number of access codes that can be stored), the number of relay outputs (with C/NC/NO contacts) and the operating mode. The control unit is programmed via the keypad to which it is connected. The programming allows for the storage of access codes and the setting of the relay operating times.

Access to the programming menu is password (PIN) code protected (maximum 8 digits) and can be customized by the end user. Serial connection between units uses 3 standard wires with a maximum distance of 600mts.



## Proximity Key Readers

“VproX” control units are available in five different sizes, allowing greater flexibility in the design and implementation of access control systems.

A system will include a control unit, one or more key readers, power supply and as many proximity keys as required. VproX” access control systems can be used from 1 door 20 user installation up to 20 main doors and 99 apartment doors with 4000 users.



### ART. CONTROL UNIT FEATURES

VX1010-1 Control Unit with door open/additional service function, with 1 access code, 1 relay output with the option to control up to 2 serial keypads in parallel using keypad types: VX1020 and VX1021. Housed in a standard 5 module A type DIN box (87.5mm).

- Working Voltage: 12/24Vac/dc 2VA max
- Working temperature: -10 +50°C

VX1010-2 Control Unit with door open/additional service function, with 9 access codes and 2 relay outputs. The unit will control up to 2 serial keypads in parallel, using keypad types: VX1020 and VX1021. Housed in a standard 5 module A type DIN box (87.5mm).

- Working Voltage: 12/24Vac/dc 2VA max
- Working temperature: -10 +50°C

### ART. PROXIMITY KEYS

All proximity keys use a 32 bit code (with over 4 billion combinations) and are available in two different formats: card and tags.


VX955/C Proximity key built into a PVC card, badge size (ISO standard 85,6 x 54 x 0,76). Colour: gloss white, compatible for silk screen printing. 32 bit code and a reading distance up to 50mm (using Videx readers).

VX955/T Proximity key built into a plastic key-holder (fob), diameter 36mm and thickness 5mm. Colour: grey, with Videx logo. 32 bit code and reading distance up to 20mm (using Videx readers).



## PROXIMITY KEY READER UNITS

VIDEX produce a wide range of proximity key readers to meet all installation and market requirements. The range includes: surface mounting readers in plastic or metal housings, flush mounting readers, reader modules for "800 Series" and "4000 Series" modular systems and reader modules for installation on third party products.



### ART. SURFACE MOUNTING READERS

**849Z** Proximity key reader for VIDEX 32bit coded keys. The circuitry is housed in a die-cast aluminium alloy enclosure (compact and robust) with a polycarbonate window for the key reading area. The maximum reading distance is between 20 to 50mm depending on the key type used. The unit gives visual (tri coloured LED in reader window) and audible signals (internal buzzer) of operation. Connection from the reader to the "VproX" control unit requires a 5 wire cable for a maximum distance of 50 meters. The Art.849Z is available in two different finishes: pearl nickel (to order add "/N" to the product code) or dark grey (to order add "/G") The key reader is supplied from the control unit and is provided with a hidden fixing plate for surface mounting and a 3mts 5 core cable.

■ Working temperature: -10 +50°C

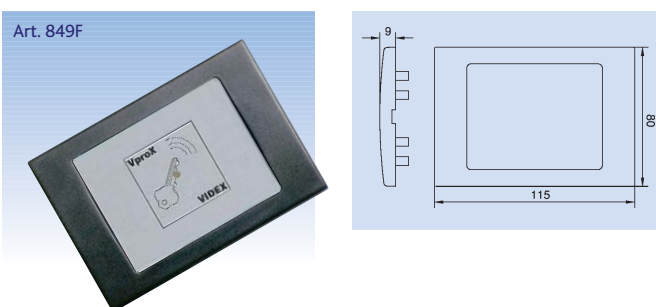
**849P** The 849P is housed in an impact resistant ABS plastic housing and has the same features as the 849Z. The units are available in two colours: white (to order add "/W" to the product code) or dark grey (add "/G" to the product code).

■ Working temperature:- 10 +50°C

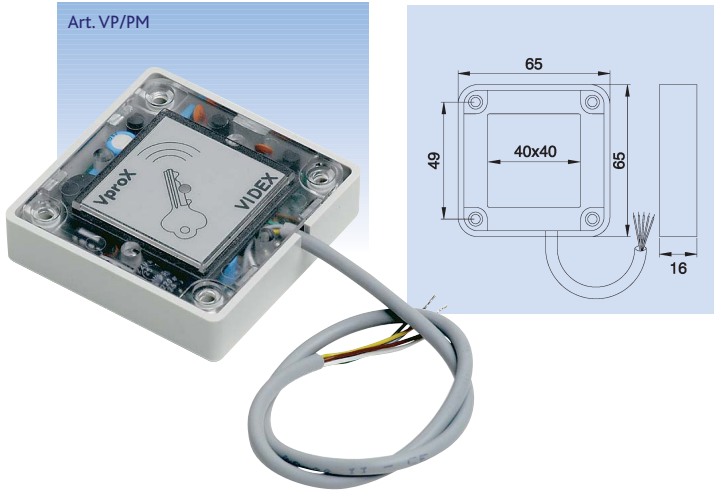
### ART. FLUSH MOUNTING READERS

**849F\*** Proximity key reader having the same features as Art.849 but using flush mounting support. The support (made from impact resistant ABS plastic) is available in 2 different colours: white and dark grey (when ordering add suffix /W for white or /G for dark grey). The installation requires a standard 503 flush mounting box (not provided).

■ Working temperature: -10 +50°C



Art. VP/PM



**ART. PANEL MOUNTING UNIT**

VP/PM Proximity key reader head for panel mounting (or other third party support mounting), with polycarbonate window (40 x 40mm), protection box (55 x 55mm) and 35cm connection cable. Same features and operation of other models. 4 fixing holes as shown in the drawing.

■ Working temperature -10 +50°C.

**ART. READERS FOR "800" AND "4000" MODULAR SYSTEMS**

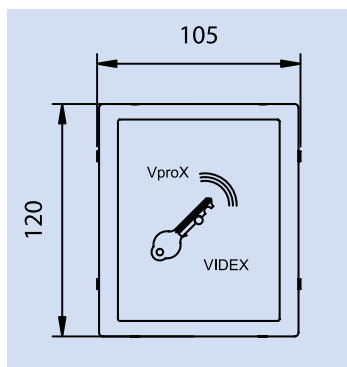

849 Videx proximity reader built in to a "800 Series" module. Having the same features as the above models. This unit combines a polycarbonate reader window with stainless steel or aluminium frame (when ordering add a suffix "/S" for stainless steel or "/A" for aluminium).

■ Working temperature -10 +50°C.


4849 Videx proximity reader built in to a "4000 Series" module. Having the same features as the above models. This unit combines a polycarbonate reader window with mirror finish stainless steel or anodized aluminium frame (when ordering add a suffix "/S" for stainless steel or "/A" for aluminium).

■ Working temperature -10 +50°C.

Art. 849



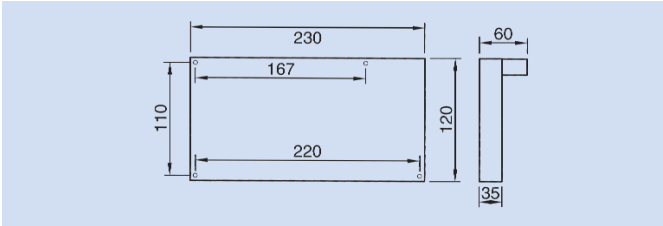
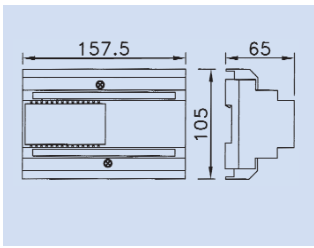
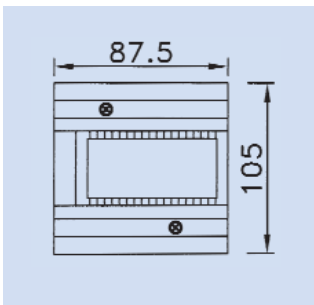
Art. 4849



## CONTROL UNITS FOR ACCESS CONTROL SYSTEMS USING PROXIMITY KEYS

Videx proximity readers are managed by one of the “VproX” control units. The range offers various models from a basic unit that controls a single access point, to the more sophisticated, that have multi-access control and advanced features of programming/management of “events and reports”. All devices operate autonomously, so they do not need a fixed connection with a Personal Computer. Various system functions and programming features are accessible by using the switches and keyboards of the control units, while the most advanced system (VproX-1000 and 4000) can be controlled “on line” by a PC using special Videx software “100X”. All control units in the range include an internal key reader and the option to have up to 2 external reader units (in parallel) on each door. Relay outputs have NC/NO contacts, 5Amps–24Vac/dc max. Connection to the “VproX” reader unit requires a minimum of 5 core cable (for serial communication) with a maximum distance of 50m.

ART.	CONTROL UNITS / FEATURES
VproX-20	Control unit for 1 door and 20 proximity keys. Programming, deleting and testing of a single key and 4 door opening time settings (from 2 to 10secs). Available in a plastic box, standard 5 module A type DIN box (87.5mm).  <div style="background-color: #003366; color: white; padding: 2px;">■ Power required: 12Vac/dc 2VA max</div>
VproX-100	Control unit for 2 doors and 100 proximity keys. 2 digits display and 4 function pushbuttons to gain access (by means of a “master code”) for the programming, deleting and testing of a single key and to set the door opening time (from 1 to 99 secs). Available in a plastic box, standard 9 module A type DIN box (157.5mm).  <div style="background-color: #003366; color: white; padding: 2px;">■ Power required: 12Vac/dc 2VA max</div>
VproX-250	Control unit for 3 doors and 250 proximity keys. 4 digit display and 4x3 keypad to gain access (by means of a “master code”) for the programming, deleting and testing of a single key, to set the door opening time (from 1 to 99secs) and the “time band” access (keys working time). Alarm relay with timed activation after 5 attempts of entering with a “not allowed” key. A real time clock is also included on board (with backup battery). 2 removable “Socket Memory Eeprom” for the “main memory” and “back up memory” where all system data is contained.  <div style="background-color: #003366; color: white; padding: 2px;">■ Power required: 12Vdc 4VA max</div>



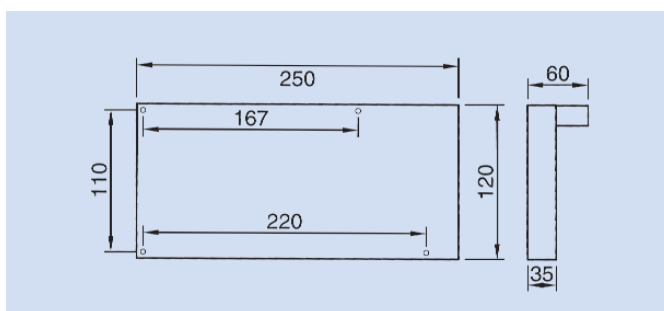
**ART. CONTROL UNITS / FEATURES**

**VproX-1000** Control unit for 4 main doors (extended up to 20), and up to 100 apartment doors (by adding the VproX-1000A unit for each door) and 1000 proximity keys. 2 x 16 chars LCD display and 4 x 4 keypad to gain access (by use of a "master code") for the programming, deleting and testing of a single key, to set the door opening times (from 1 to 255secs) and the 4 "time bands" (keys working time). Internal memory for the "event report" (up to 512), parallel printer connection and a serial RS232 port for connection to a P.C. with special Videx software. Alarm relay with timed activation after 5 attempts of entering a "not allowed" key. A real time clock is also included on board (with backup battery). 2 removable "Socket Memory Eeprom" for the "main memory" and "back up memory" where all system data is contained.

- Power required: 12Vdc 4VA max

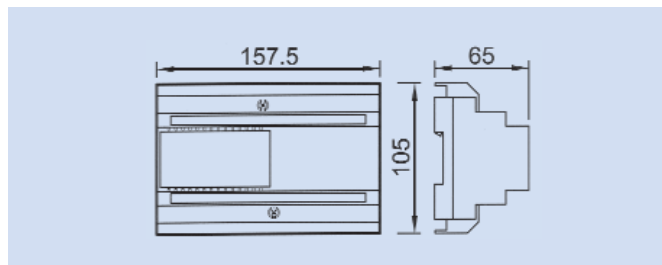
**VproX-4000** Includes all the functions of VproX-1000, plus the followings additional features:

- Memory capability up to 4000 keys.
- Internal memory for the 'Event Report' now stores up to 2048 events.
- Direct copy' function to copy the 'Main' memory module onto 'Backup' memory module.
- Control of 'VproX-4000/DM' door monitoring device, to monitor the door status from the PC.
- Fully compatible with the advanced PC software '100X'.



**ART. VPROX SYSTEM EXPANSION DEVICES**

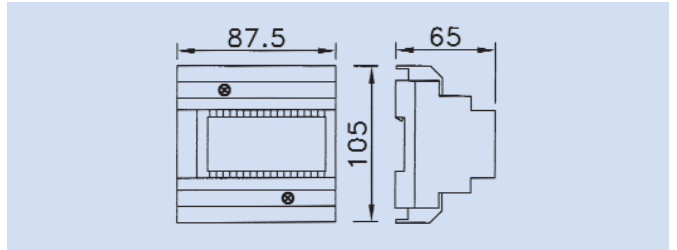
**VproX-1000A** Remote control unit for "VproX" proximity reader compatible with "VproX-1000/4000" system. This device allows for the further expansion to the 4 main doors included on the "VproX-1000/4000" unit up to 20 (by adding one unit for each door) or to control the secondary apartment doors up to 100 (by adding one unit for each door). By using a minimum 3 core cable all the remote control units are connected in parallel on a serial BUS to the "VproX-1000/4000" control unit. Available in a plastic, standard 9 module A type DIN box (157.5mm) with 230Vac 20VA max power supply with the facility to connect a 12V – 2A backup battery.





**ART. VPROX SYSTEM EXPANSION DEVICES**

**VproX-4000/DM** Door monitoring unit compatible with the VproX-4000 system. This device enables the monitoring of doors for either being open or closed. Four doors can be monitored by each unit. The information will be relayed to the VproX-4000 controller and from there on to the PC. The PC can then monitor the length of time a door is open and if necessary activate an alarm. This greatly improves the security level of the VproX-4000 system. It is possible to connect up to 5 door monitoring units in parallel (To control up to 20 doors max.) on the same serial BUS used by VproX-1000/A sub units (Three wire bus). Available in a plastic, standard 5 module A type DIN box with 12Vdc 1VA max.

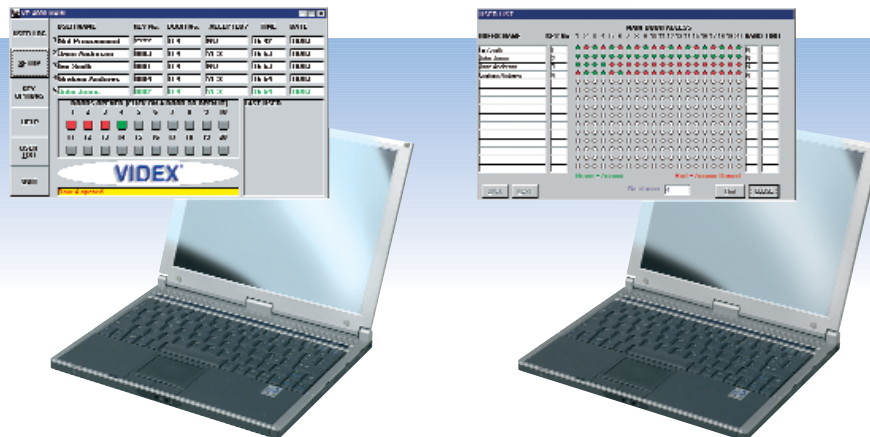


**ART. MANAGEMENT SOFTWARE FOR VPROX CONTROL UNITS**

**100X** VproX-1000/4000 Win Software - Special program for the Windows environment to manage the "VproX-1000" and the VproX-4000 controller units via a PC. The program incorporates user friendly menus with on line "help". When a database is created it is possible to associate the "user name" to each key stored in the memory and to have access to all configuration parameters. The software allows for the deletion or addition of keys and operates many other useful functions. It is also possible to download from the "VproX system the "event report" memory and to list its contents by name, key number or chronological date. If the PC program remains connected "on line", the screen will show the data of the last 5 entries with the photo ID of last user. The program is supplied on CD-ROM with a RS232 cable. When used with the VproX-4000, the software has the following additional features:

- Door monitoring when using the VproX-4000/DM module.
- Make a note of a particular key so that you can be informed when it is next used.
- Assign credits to keys so that when all credits are used the key is disabled. A different number of credits can be assigned to different doors.
- Program keys that will only operate once or that will expire after a certain date.
- Reset the time and date on the VproX-4000 CPU to match the PC time and date

100X-VproX-1000/4000 Win Software





# Stand Alone Proximity Readers & Bio Access Units


## 4000 SERIES STAND ALONE PROXIMITY READERS AND CONTROL UNITS

A recent introduction to the ever expanding range of the 4000 Series of modules are the Art.4850 (100 user) and Art.4850P (1000 user) Stand alone proximity readers and control units.

These units only require an external power supply and lock release. The units can be incorporated into any of the 4000 audio and video modular range of door entry, or can be stand alone.


### Art.4850 - Main Features:

- 1 Door.
- 100 users (fobs or cards).
- Add and delete (fobs or cards).
- Programming using on-board push buttons and LEDs.
- Push to exit input.
- Lock / Relay time from 1 to 99 seconds or latching.
- Dry contact relay output.
- 13v – 24v AC or DC power supply.
- Tri state LED and reassurance tones for user feedback.
- Part latch mode to allow the first 90 locations to activate the relay for a programmed time and the last 10 locations to latch / toggle the relay.



### Art.4850P - Main Features:

- 64 Doors
- 1000 users (fobs or cards).
- Add and delete (fobs or cards).
- PC software for programming and data base facilities.
- Push to exit input.
- Lock / Relay time from 1 to 99 seconds or latching.
- RS485 BUS to allow the connection of up to 64 readers.
- Dry contact relay output C (common), NO (normally open) and NC (normally closed).
- 13v – 24v AC or Dc power supply.
- Tri state LED and reassurance tones for user feedback.
- Part latch mode to allow the first 900 locations to activate the relay for the programmed time and the last 100 locations to latch / toggle the relay.



Using the PC software package the installer / user is able to create a database for up to 64 readers with 1000 users and 16 reader groups. This can be used to create different access levels to individual users. Add, delete and modify are standard features for each user and the software also includes a date logging facility which will record all fob / card activity while the PC is connected.



## 4000 SERIES BIOACCESS READERS AND CONTROL UNITS

The latest introduction to the 4000 series range of modules (BioAccess) employs the latest technology in thermal finger print readers.

BioAccess readers are equipped with a finger print reader (thermal sensor), with dry contact relay outputs and serial communication ports which are compatible to a number of industry standards. Current modules are available for 950 users (Art.4821) or (Art.4823) for 3000 users. The modules will operate in stand alone mode or networked. Programming can be carried out using the six on board buttons and associated LEDs on the rear of the modules or from a PC. Modules are available in mirror finish stainless steel (standard) or anodized aluminium ("A").

### Main features:

- Art.4821 950 users (up to 3 finger prints for each user) each finger can be allocated one of three relays.
- Art.4823 3000 users (up to 3 finger prints for each user) a maximum of 1000 users can be allocated to any one of the three relays.
- 3 relays with C (common), NC (normally closed) and NO (normally open) contacts all will operate up to 24v AC/DC at 3 amps.
- 3 inputs for relay activation (active low).
- Programming using the on board buttons on the rear of the modules.
- Audible and visual signalling during programming (6 LEDs on the rear of the module and 2 status LEDs on the front of the module).
- Real time clock with backup battery (Art.4823 only).
- Relay activation time programmable from 1 to 99 seconds for each of the three relays.
- RS232, RS485 and WIEGAN serial interfaces.
- PC software for finger print logging and data base management.
- Data base logging for up to 12,800 readings (4823 only).




### Technical Specification:

- Working voltage: 13.8v DC / 12v AC
- Sensor type: Thermal Swipe.
- Sensor Resolution: 500dpi
- Recognition Time: < 1 second.
- Working temperature: - 10 C + 60 C

# Audio-Video Door Entry System Accessories

The range of accessories includes optional components and equipment to assemble an audio or video entry system.





ART.	INTERCOMS ACCESSORIES
3038	Table top desk kit for above audio phones (except smart line).
ART.	VIDEOINTERCOMS ACCESSORIES
3931	Table top kit for videointercoms. (Includes back plate and wall socket)
ART.	POWER SUPPLIES
321	Transformer 230Vac input, 12Vac 1.3A output. With internal PTC protection; 15VA max. In a standard 3 modules A type DIN box (52.5 mm). For installation with outdoor station composed of 2 modules max.
322	Transformer as above but 18VA max.
520M	Power Supply 230 Vac input, 8 Vdc and 12Vdc 250mA max outputs and 13 Vac 18VA output. In a standard 8 modules A type DIN box (140 mm).
520MR	As Art.520M + relay
520J	As Art.520M with audio amplifier for two way intercom systems using 926 or 3101 phones.
521B	Power Supply unit for intercom systems with backup battery facility and ON/OFF control; Input 230Vac, Output 13.5Vdc 0.8A continuous (1A pulsed) and 13.5Vac 1.6A (pulsed). In a standard 9 modules A type DIN box (157.5 mm).
522	Transformer 230Vac input, 13 Vac 1.6A output. In a standard 5 modules A type DIN box (87.5 mm).
850	Transformer 230Vac input, 13Vac 13VA and 24Vac 24VA outputs. It can supply up to two videophones in parallel. In a standard 5 modules A type DIN box (87.5 mm).
850K	Transformer 230-127Vac inputs, 24Vac 24VA output. Used for videokits. In a standard 5 modules A type DIN box (87.5 mm).
850KMV	Transformer As above plus 12Vdc 0,2A output for memory board powering. Is used on kits that include videointercoms with memory board.
893N1	Power Supply 230 Vac input, two 20Vdc 0,8A outputs ("+" and "+D" terminals). Both outputs are enabled by signals on command terminals "+C" or "-C". The Art.893N1 is used as a video system power supply on VIDEX digital systems while on VIDEX traditional video entry system it can be used as an additional power supply. In a standard 9 modules A type DIN box (157.5 mm).

SP27	12v 1 amp dc power supply with battery backup facility housed in a metal powder coated steel cabinet.
SP29	12v 2 amp dc power supply with battery backup facility housed in a metal powder coated cabinet
SP28	12v 3 amp dc power supply with battery backup facility housed in a metal powder coated cabinet.
ART.	VIDEO DISTRIBUTORS
891	Active Video Distributor, for coax systems, to amplify the video signal for use on systems with several risers. Video gain control, 1 input, 4 outputs. In a standard 5 modules A type DIN box (87.5 mm).
894	Video Distribution Box for systems using coax cable. Powered by the videophone (+12V) it has 1 input, 1 through output and 4 outputs on 75 Ohms. In a plastic case 110 x 70 x 30 mm.
316	Video Distribution Box as above but for non coax systems.
ART.	ENTRANCES SWITCHES AND CONTROL UNITS
502N	Two entrance "Switching Relay" signal generator. One required per entrance for intercom systems of three entrances or more. It enables automatic switching of the speech lines and other services to the outside station where the call has been placed. It is not required on audio door entry systems that use the speaker units 4838 series. In a standard 8N modules A type DIN box (140 mm)
892	Two entrances switching relay for Video-intercom systems. One required per entrance for systems of three entrances or more. It is not required on video door entry systems that use the speaker units 4838 series. In a standard 9 modules A type DIN box (157.5 mm).
890	Control Unit for video intercom systems using coax cable. This unit together with power transformer Art.850 feeds all circuits, selects the calls, assures the audio-video privacy to n. ... users. It incorporates a timer for the video and speech time with auto doubling when a call is answered. It is not required on video door entry systems that use the speaker units 4838 series. In a standard 9 modules A type DIN box (157.5 mm).

ART.	ENSLAVEMENT RELAY MODULES
506N	Enslavement Relay (230Vac 5A max) enables the control of stair lights or other power peripheral. In a standard 5 modules A type Dim Box (87.5 mm).
506T	Enslavement Relay as above but timed 2 - 100Sec.
512DR	Extension Relay for VX2200 powered by the "2 Wire BUS". Relay contact 1A 125Vac Max. In white ABS plastic box 110 x 70 x 30 mm.

ART.	ADDITIONAL SPEAKERS
512A	Additional speaker 45 Ohms 0.5W built into an ABS plastic case. It can be used with positive signal (generated by Art. 507N-509N-510N) or negative signal generated by Art. 835M-0/..-1..-2/. In white ABS plastic box 110 x 70 x 30 mm.
512E	Extension Sounder as above but incorporating a modulated tone generator. Powered by 10/15V AC can also be used in parallel with a standard 12V AC buzzer. In white ABS plastic box 110 x 70 x 30 mm.
512D	Extension Sounder for digital system VX2200. Is connected directly to the "2 Wire Bus". In white ABS plastic box 110 x 70 x 30 mm.

ART.	MODULATED TONE GENERATORS
507N	Modulated Tone Generator in a standard 5 modules A type DIN box (87.5 mm).
509N	Speech Cut Off Device + tone generator for use on 4+ 1 systems with privacy of speech and lock release (one required per system). It enables speech and operation of lock to be carried out only from the last telephone called. In a standard 5 modules A type DIN box (87,5 mm).
510N	Switching relay plus modulated tone generator for intercommunicating systems using 928 telephones. It allows a private conversation between extensions and outdoor station. It also incorporates a relay to operate the lock. In a standard 5 modules A type DIN box (87,5 mm).

ART.	ADDITIONAL CCD CAMERAS
988	Additional CCD Camera complete with weather-proof housing and mounting bracket (put color after code for color version). Dimensions (housing) 90 x 95 x 200 mm.
988/NC	Additional CCD Camera as above but for "NON COAX" systems.

ART.	OTHERS
512R	Extra Buzzer 12 V AC. In a plastic case 110 x 70 x 30 mm.
RZ102	Buzzer unboxed.
701T	Digital time clock complete with automatic BST/GMT correction, six fully programmable on/off times, trade button input and 3A relay output. Operates from either 12Vac or dc. In white ABS plastic box 110 x 70 x 30 mm.
VR/IND	Induction loop module for use in vandal resistant door panels allowing a visitor with a hearing aid to switch to the "T" position to hear the speech from a door panel more clearly.

ART.	DB9 SOCKET EPROM MEMORIES
416	"Socket Eeprom Memory", 16Kbyte for "VproX-250" system. Plastic socket standard DB9, grey colour.
417	"Socket Eeprom Memory", 64Kbyte for "VproX-1000" system. Plastic socket standard DB9, grey colour.
418	"Socket Eeprom Memory", 256Kbyte for "VproX-4000" system. Plastic socket standard DB9, grey colour.

ART.	DB9 SOCKET EPROM MEMORIES PROGRAMMER
420	"Socket Eeprom Memory" programmer unit to manage the copy/erase of the data present in the "VproX" access control. The device has 2 connectors where the 2 "Socket Eeprom Memory " (source and target) must be plugged in order to copy or erase the "VproX" system data. The device is available in a plastic box (110 x 70 x 30mm) and power required is 8..15Vdc or 9 volt battery.



To compliment the large range of door entry and access control equipment, Videx manufacture and supply a diverse range of exit devices, electric releases, magnetic locking devices and accessories.

## EXIT DEVICES

Wherever a door is retained closed by an electric lock or magnet it is a requirement to have a means of releasing the door, this can be achieved using a mechanical lever to retract the locking mechanism (when an electric release is installed) or one of a large selection of push to exit switches, which will allow the release of the electric locking mechanism:-

- 29G/S Surface ABS plastic single gang with large push to exit button, with double pole normally closed contacts.
- 29G/F As Art.SS33012 flush.
- 30G Surface ABS plastic single gang with stainless steel push button.
- 30G/T Surface ABS plastic single gang with timed stainless steel push button.
- 31G Surface ABS plastic architrave push to exit button (for use where space is restricted).
- 32G Surface ABS plastic single gang large push to exit button.
- SP81/S Surface ABS plastic single gang touch to exit switch.
- EBPP02 Large 85mm profile push to exit button with stainless steel face plate and green halo with large 25mm "EXIT" can be operated from any angle (normally open and normally closed contacts) fits standard single gang flush back box.
- EXTR02 Surface box for EBPP02
- SPB002ND Surface stainless steel slim line DDA push to exit (for use where space is restricted).
- CM-41/4 Large surface 4" diameter stainless steel with disabled logo DDA push to exit.
- MSPB Door mounted panic bar exit switch (fitted to outward opening exit doors this device allows ease of operation).
- T-REX A passive device which detects the approach of a person close to the exit door, the unit has an adjustable passive infra red detection range to allow the opening of the door.
- SP80 Flush single gang stainless steel push to exit.
- SP80/S As SP80 surface.
- SP80/T Flush single gang stainless steel timed push to exit.
- SP80/ST As SP80/T surface.
- SPB004F Flush stainless steel large green dome push to exit.
- SPB/SS Surface housing for Art.SP804F.
- TBS Surface vandal resistant touch sensitive timed exit switch 12/24v ac/dc.






## FIREMAN SWITCHES

These are manufactured from 12 SWG stainless steel with Drop key (FS/DK) and crescent key (FS/CK) versions available. Housed in a flush galvanised back box, both units afford higher levels of security against misuse than conventional fireman switches. This is achieved by the shape of the key required to operate the switch.



## ELECTRIC RELEASES


The security of any property is only as secure as the door securing device / devices. The type of the property and style of door to be secured will determine the type and style of door securing device that should be employed. Videx supply a large range of electric releases and locking devices to suite all applications. These range from inexpensive rim latches, magnetic locks to the most expensive high security mortice latches



### Standard Range

A range of low cost Electric releases include the following fail open and fail locked:

1N (Rim Latch 12Vac), 2N (Mortice Latch 12Vac), 3N (Mortice Latch fail open 12Vdc), 4N (Mortice Latch remains open when energised 12Vac), 7N (Satin rim case), 9N (Brass rim case) etc.



### Medium Security

A range of medium security Electric releases include the following fail open and fail locked:

200N (Mortice Latch 12v a/c), 201N (Mortice Latch 12v d/c), 202N (Mortice Latch 24v d/c), 203N (Mortice Latch + door monitoring 12v d/c), 206N (Mortice Latch fail open + door monitoring 12v d/c), 208N (Mortice Latch + 2 micro switches fail open) etc.

### High Security

A range of high security Electric releases include the following fail open and fail locked:

100N (Mortice Latch fail locked 12v d/c), 101N (Mortice Latch fail locked + door monitoring 12v d/c), 102N (Mortice Latch fail open 12v d/c), 103N (Mortice latch fail open + door monitoring 12v d/c), 105N (Mortice Latch fail locked 12v d/c), 108N (Mortice Latch fail open + door monitoring 12v d/c) etc.



## ELECTROMAGNETS

Electro Magnets are widely used to secure main entrance and exit doors on multiple occupancy properties and high traffic areas, as there are no moving mechanical parts to cause failure due to wear. Electromagnets are fail safe devices in the event of power failure or an emergency. The style, use and location of the door will determine if one or more magnetic locks are required on an installation. A range of magnetic locks are available which include:-

### Standard range of Electromagnets 12/24v D/C.

82N Standard magnet with a holding force of 1200kg, 82N/M as 82N + monitoring, 83N as 82N water resistant (external use), 85N Double magnet, 86N/M mortice magnet + monitoring, 87N/M mini magnet + monitoring. L and Z/L brackets are available for all Standard magnets as are glass door kits for the 87N/M.

### High quality Electromagnets 12/24V D/C

240N Mortice magnet with a minimum holding force of 600Kg, 241N as 240N + monitoring, 245N mini magnet, 246N as 245N + monitoring + LED, 250N double mini magnet, 251N as 250N + monitoring + LED. L and Z/L brackets are available as are adjustable brackets, sliding door brackets and glass door kits.

## EMERGENCY EXIT DEVICES

Where electro magnets or electric locks are employed to secure an entrance or exit door, a means of overriding the locking device in an emergency must be considered. A range of break glass units are available, these include:

- SP85/G Surface Green break glass unit
- SP85/B Surface Blue break glass unit
- SP85/W Surface White break glass unit
- SP86/G Surface Green break glass unit with reset
- SP86/B Surface Blue break glass unit with reset
- SP86/W Surface White break glass unit with reset.
- SP87/G Surface Green break glass unit double pole





### **Main UK office:**

VIDEX SECURITY LTD  
1 Osprey Trinity Park  
Trinity Way  
LONDON E4 8TD

Phone: +44 (0) 870 300 1240  
Fax: +44 (0) 208 523 5825  
[www.videx-security.com](http://www.videx-security.com)  
[info@videx-security.com](mailto:info@videx-security.com)

### **Northern UK office:**

VIDEX SECURITY LTD  
Unit 4-7  
Chillingham Industrial Estate  
Chapman Street  
NEWCASTLE UPON TYNE  
NE6 2XX

Phone: +44 (0) 870 300 1240  
Fax: +44 (0) 191 224 1559



### **Factory office:**

VIDEX ELECTRONICS  
S.p.A. Via del Lavoro, 163020 Montegiberto (AP), ITALY

Phone: +39 (0) 734 631 669 Fax: +39 (0) 734 632 475  
[www.videx.it](http://www.videx.it) [info@videx.it](mailto:info@videx.it)

### **Greece office:**

VIDEX HELLAS ELECTRONICS  
48 Filolaou Street  
11633 ATHENS

Phone: (+30) 210  
7521028 / 7521998  
Fax: (+30) 210 7560712  
[www.videx.gr](http://www.videx.gr)  
[videx@videx.gr](mailto:videx@videx.gr)

### **Danish office:**

VIDEX DANMARK  
Hammershusgade 15  
DK-2100 COPENHAGEN

Phone: (+45) 39 29 80 00  
Fax: (+45) 39 27 77 75  
[www.videx.dk](http://www.videx.dk)



# VIDEXTRAS

**Videx Security** has for over 20 years been a market leader in the design and manufacture of Door Entry, Access Control and Biometric Systems.

We always ensure our products are easy to use and install, and that ongoing support is available for both customer and installer alike.

**Our extensive range of products encompasses:**

- Biometric & Access Control Products
- Door Entry Systems
- DDA Door Entry Panels
- Audio & Video Kits

**VIDEX SECURITY LIMITED  
SOUTHERN OFFICE**

1 Osprey,  
Trinity Park,  
Trinity Way,  
London E4 8TD  
Tel: 0870 300 1240  
Fax: 0208 523 5825

**VIDEX SECURITY LIMITED  
NORTHERN OFFICE**

4-7 Chillingham Industrial Estate,  
Chapman Street,  
Newcastle Upon Tyne NE6 2XX  
Tel: 0870 300 1240  
Fax: 0191 224 1559  
Technical Support: 0191 224 3174  
Order Fax No: 0191 224 5678

**Call us today  
to find out more!**

**Once selected. Twice the support.**